

**NFRMPO TECHNICAL ADVISORY COMMITTEE (TAC)—AGENDA**

**April 15, 2020  
1:00 – 3:30 p.m.**

- 
- 1. Call Meeting to Order, Welcome, and Introductions**
  - 2. Public Comment (2 minutes each)**
  - 3. Approval of March 18, 2020 Meeting Minutes (Page 2)**
- 

**CONSENT AGENDA**

***No items this month.***

**ACTION ITEM**

- 1) FY2019 & FY2020 STBG Additional Funding Allocations (Page 5)** Bornhoft

**PRESENTATION**

- 2) US34/US85 Update (Page 9)** Dan Mattson, CDOT

**DISCUSSION ITEMS**

- 3) FY2020-2021 Unified Planning Work Program (UPWP) FY2021 Tasks (Page 23)** Karasko
- 4) NFRMPO Vision Zero Policy (Page 29)** Karasko/Cunningham
- 5) NFRMPO Bicycle & Pedestrian Pipeline of Projects (Page 31)** Dusil

**OUTSIDE PARTNER REPORTS**

- 6) NoCo Bike & Ped Collaborative**
- 7) Regional Transit Agencies**
- 8) Senior Transportation**
- 9) Regional Air Quality Council**

**REPORTS**

- 10) CDOT Inactives Report (Page 33)** Karen Schneiders, CDOT
  - 11) Planning Council (Page 34)** ***Written Report***
  - 12) Bike Counter Updates** ***Handout***
  - 13) Mobility Committee Updates (Page 35)** ***Written Report***
  - 14) Q1 2020 TIP Modifications (Page 37)** ***Written Report***
  - 15) Roundtable** All
- 

- 4. Final Public Comment (2 minutes each)**
- 5. Next Month's Agenda Topic Suggestions**
- 6. Next TAC Meeting: May 20, 2020**

**MEETING MINUTES of the  
TECHNICAL ADVISORY COMMITTEE (TAC)  
North Front Range Transportation and Air Quality Planning Council**

**Virtual Meeting  
419 Canyon Ave, Suite 300  
Fort Collins, CO 80521**

**March 18, 2020  
1:00 – 2:08 p.m.**

**TAC MEMBERS PRESENT:**

Mitch Nelson, Chair – Severance  
Eric Tracy, Vice Chair – Larimer County  
Dawn Anderson – Weld County  
Allison Baxter – Greeley  
Amanda Brimmer – RAQC  
Brad Buckman – Fort Collins  
Aaron Bustow – FHWA  
Marco Carani – Johnstown  
Rick Coffin – CDPHE-APCD  
Omar Herrera – Windsor  
Mark Oberschmidt – Evans  
Dave Klockeman – Loveland  
Karen Schneiders – CDOT

**NFRMPO STAFF:**

Medora Bornhoft  
AnnaRose Cunningham  
Ryan Dusil  
Alex Gordon  
Becky Karasko  
Suzette Mallette

**TAC MEMBERS ABSENT:**

Stephanie Brothers – Berthoud  
Eric Fuhrman – Timnath  
Pepper McClenahan – Milliken  
Jeff Schreier – Eaton  
Town of LaSalle  
Ranae Tunison – FTA

**IN ATTENDANCE:**

Candice Folkers – COLT  
Katie Guthrie – Loveland  
Butch Hause – Ranger Station Studio  
Myron Hora – WSP  
Katrina Klobberdanz – CDOT  
Tamara Keefe – FHU  
Josie Langhorst – CDOT  
Annabelle Phillips – Fort Collins/Transfort  
Corey Stewart – CDOT  
Keith Wakefield – CDOT

**CALL TO ORDER**

Chair Nelson called the meeting to order at 1:00 p.m.

**PUBLIC COMMENT**

There was no public comment.

**APPROVAL OF THE FEBRUARY 19, 2020 TAC MINUTES**

Klockeman moved to approve the February 19, 2020 TAC minutes. Baxter seconded the motion, which was approved unanimously.

**CONSENT AGENDA**

**Multimodal Options Fund (MMOF) Call for Projects** – Schneiders moved to approve the Consent Agenda. Anderson seconded the motion, which was approved unanimously.

## **ACTION ITEMS**

**March 2020 TIP Amendment** – Bornhoft explained the TIP Amendments submitted to the NFRMPO, including revising the funding for the *North I-25: Design Build* project to reduce State funding by \$6.97M and change funding programs for other State funds; removing the *US287 and US34 VMS Signs* project and returning the \$497K to the CMAQ pool; and adding the 13 MMOF projects scheduled to be approved by Planning Council in April. Bornhoft requested recipients of MMOF contact her if there are any issues with their funding in the TIP Amendment. An Environmental Justice (EJ) Analysis was completed and was included in the TAC packet. The public comment period opened March 11, 2020, and no comments have been received to date. Baxter asked where the returned CMAQ funding would go. Bornhoft explained NFRMPO staff will consider other eligible projects from the relevant Call for Projects and bring a recommendation to TAC for discussion once the funds have been returned. Klockeman moved to approve the TIP Amendment. Buckman seconded the motion, which was approved unanimously.

## **PRESENTATIONS**

**Northern Colorado Mobility Study** – Keith Wakefield, CDOT Region 4, explained the *Northern Colorado Regional Mobility Plan*. The *Plan* began under the previous Region 4 Transportation Director, who proposed devolving US287 from Longmont to Fort Collins. CDOT staff wanted to work with the Northern Integrated Supply Project (NISP), which will require US287 to be moved north of Laporte. The NISP project has funding to relocate US287, but CDOT wanted to do a wholesale review of alternatives considering the full road system. The *Northern Colorado Regional Mobility Plan* focused on Owl Canyon Road, one of a few east-west corridors north of Fort Collins, to identify potential projects and determine the feasibility of transportation improvements. Larimer County is improving Owl Canyon Road, which has led to an increase in average daily traffic (ADT). CDOT staff considered existing US287 traffic patterns, crash data, and used the NFRMPO's Regional Travel Demand Model. Data from Streetlight showed a split traffic flow, where the majority of passenger vehicles traveled to Fort Collins, while trucks traveled to I-25.

CDOT staff considered four alternatives: no change; a reroute of US287; Alignment F, which is the NISP Environmental Impact Statement (EIS) Preferred Alternative; and the Modified J alignment. Wakefield explained the routes using maps included in his presentation. The alternatives were considered based on potential devolution of US287 in the future. Wakefield stated Alignment F is CDOT's chosen alternative, because there was not much savings using Alignment J. The "no change" alternative was not feasible.

Malette asked about funding for Glade Reservoir and how it impacts this project. Wakefield said funding for relocating US287 is from the Northern Water Conservancy District, so CDOT wanted to consider whether it could use those funds for a different alternative. CDOT ultimately decided to proceed with the NISP EIS Preferred Alternative. Klockeman asked what the next steps are. Wakefield explained there are no funds or plans to move forward with US287 devolution. Based on this study, CDOT found it was not feasible to move forward with US287 devolution.

**North I-25 Project Update** – Corey Stewart, CDOT Region 4, stated there was originally only enough funding to complete the interim solution on I-25 Segments 7 and 8, but additional funds in 2019 allowed CDOT to move forward with the permanent Final EIS (FEIS) alignment. CDOT is going through the change order process to modify the existing construction contract. These modifications include additional interchanges, bridge replacements, and pavement reconstruction. The new funding will address construction and program costs. The Executive Management Team wanted a competitive project, which means they will do an Integrated Construction Contract (ICC). The ICC will allow them to bid out parts or all of the project, and have these new projects be handled as by subcontractors to the Primary Contractor. Stewart reported the contract and process

had been approved by FHWA. The new scope elements include the first phase of the US 34 interchange, six I-25 bridge replacements, five overpass bridge replacements, three railroad bridge replacements, eight additional miles of full depth pavement reconstruction, and the relocation of the Port of Entry. The SH14 interchange and US34 full build are not included in the ICC. Stewart said there will be closures on LCR20/East Frontage Road, GWRR, US34, UPRR, Prospect, and West Frontage Road at LCR 30 within the next year. A Communications Plan will be drafted as these projects come up. Klockeman asked if West Frontage Road at LCR30 will open in the next few days. Stewart said it will be open within the next two weeks.

## **DISCUSSION**

**NFRMPO Vision Zero Policy Discussion** – Karasko introduced the Vision Zero Policy discussion from the January 2020 Planning Council meeting. Planning Council members discussed the idea of an MPO policy which would go beyond the federal requirements. NFRMPO staff presented the federally required Safety Performance Measures. Cunningham presented an analysis of geocoded crashes between 2014 and 2018 within the NFRMPO region. Cunningham noted trends between the NFRMPO region and Colorado overall have been consistent. Karasko asked if TAC was interested in pursuing a regional Vision Zero Policy. Baxter supported the idea but did not know how the MPO would implement the policy. Karasko suggested it could be incorporated into the TIP and Call for Projects. Baxter stated tracking progress toward a Vision Zero Policy would be good and asked to clarify where the crash data came from. Cunningham responded the data is from CDOT, but NFRMPO staff geocoded it. Cunningham is hopeful to get 2019 data soon.

Malette stated the Planning Council was more interested in creating a local goal and clarifying the region is not comfortable with the number of crashes occurring. The Vision Zero Policy should address both issues, as well as what the NFRMPO has the ability to control. Baxter said it could encourage partnerships between communities. Staff will bring back an outline and example policies at the next TAC meeting.

## **OUTSIDE PARTNERS REPORTS**

**NoCo Bike & Ped Collaborative** – Written report was provided.

## **ROUNDTABLE**

Karasko stated Transportation Commission is studying the expansion of Bustang, and Commissioner Bracke asked for the regional priorities for expansion. TAC will discuss these suggestions in April. Karasko noted NFRMPO staff will be working remotely starting March 19, 2020 and to email staff if needed.

## **MEETING WRAP-UP**

**Final Public Comment** – There was no final public comment.

**Next Month's Agenda Topic Suggestions** – There were no additional suggestions.

**Meeting adjourned at 2:08 p.m.**

**Meeting minutes submitted by:** Alex Gordon, NFRMPO Staff

**The next meeting will be held at 1:00 p.m. on Wednesday, April 22, 2020 at a location to be determined.**

# AGENDA ITEM SUMMARY (AIS)

North Front Range Transportation & Air Quality Technical Advisory Committee (TAC)



| Meeting Date                                                                                                                                                                                                                                                                                                                                                                                                                                                                                                                                                                                                                                                                                                                                                                                                                                                                                                                                                                                                                                                                                                                                                                                                                                                                                                                                                                                     | Agenda Item                                         | Submitted By                                                                                                                                                  |
|--------------------------------------------------------------------------------------------------------------------------------------------------------------------------------------------------------------------------------------------------------------------------------------------------------------------------------------------------------------------------------------------------------------------------------------------------------------------------------------------------------------------------------------------------------------------------------------------------------------------------------------------------------------------------------------------------------------------------------------------------------------------------------------------------------------------------------------------------------------------------------------------------------------------------------------------------------------------------------------------------------------------------------------------------------------------------------------------------------------------------------------------------------------------------------------------------------------------------------------------------------------------------------------------------------------------------------------------------------------------------------------------------|-----------------------------------------------------|---------------------------------------------------------------------------------------------------------------------------------------------------------------|
| April 15, 2020                                                                                                                                                                                                                                                                                                                                                                                                                                                                                                                                                                                                                                                                                                                                                                                                                                                                                                                                                                                                                                                                                                                                                                                                                                                                                                                                                                                   | FY2019 & FY2020 STBG Additional Funding Allocations | Medora Bornhoft                                                                                                                                               |
| <b>Objective/Request Action</b>                                                                                                                                                                                                                                                                                                                                                                                                                                                                                                                                                                                                                                                                                                                                                                                                                                                                                                                                                                                                                                                                                                                                                                                                                                                                                                                                                                  |                                                     |                                                                                                                                                               |
| To recommend Planning Council allocate additional FY19 & FY20 Surface Transportation Block Grant (STBG) funds to projects selected in the FY2016-2019 Call for Projects.                                                                                                                                                                                                                                                                                                                                                                                                                                                                                                                                                                                                                                                                                                                                                                                                                                                                                                                                                                                                                                                                                                                                                                                                                         |                                                     | <input type="checkbox"/> Report<br><input type="checkbox"/> Work Session<br><input type="checkbox"/> Discussion<br><input checked="" type="checkbox"/> Action |
| <b>Key Points</b>                                                                                                                                                                                                                                                                                                                                                                                                                                                                                                                                                                                                                                                                                                                                                                                                                                                                                                                                                                                                                                                                                                                                                                                                                                                                                                                                                                                |                                                     |                                                                                                                                                               |
| <p>Periodically, unprogrammed funds are identified and additional allocations are awarded to projects selected in previous Calls for Projects held by the NFRMPO. The process for allocating additional funding is identified in the TIP narrative and is based on the project ranking assigned during the scoring process.</p> <p>The CDOT Region 4 reconciliation from March 23, 2020 identifies \$1,414,951 in unprogrammed FY20 STBG funding, with the vast majority (98 percent) of those funds rolled forward from FY19.</p> <p>Because the amount of non-rolled FY20 funding is so low, staff proposes allocating all funding to projects from the FY2016-2019 Call for Projects instead of providing 2 percent to the FY2020-2021 Call for Projects. The attachment identifies the recommended award amounts which were developed and agreed to by project sponsors of projects eligible to receive additional funding.</p>                                                                                                                                                                                                                                                                                                                                                                                                                                                              |                                                     |                                                                                                                                                               |
| <b>Committee Discussion</b>                                                                                                                                                                                                                                                                                                                                                                                                                                                                                                                                                                                                                                                                                                                                                                                                                                                                                                                                                                                                                                                                                                                                                                                                                                                                                                                                                                      |                                                     |                                                                                                                                                               |
| <p>The process for awarding the FY19 &amp; FY20 unprogrammed funds was discussed at the June 19, 2019 TAC meeting. Specifically, since unprogrammed FY19 funding had not been awarded due to delays in finalizing available funding and FY19 was the last year of the FY2016-2019 Call for Projects, TAC discussed whether the next allocation should distinguish between rolled funds and non-rolled funds so that rolled funds could be awarded to eligible projects from the FY2016-2019 Call. If not, all funds would be considered FY20 funds and allocated to eligible projects from the FY2020-2021 Call. TAC members supported distinguishing between rolled and non-rolled funds to provide eligible projects from both Calls with additional funding.</p>                                                                                                                                                                                                                                                                                                                                                                                                                                                                                                                                                                                                                              |                                                     |                                                                                                                                                               |
| <b>Supporting Information</b>                                                                                                                                                                                                                                                                                                                                                                                                                                                                                                                                                                                                                                                                                                                                                                                                                                                                                                                                                                                                                                                                                                                                                                                                                                                                                                                                                                    |                                                     |                                                                                                                                                               |
| <p>Projects eligible to receive additional funding include partially funded STP-Metro projects from the FY2016-2019 Call and partially funded STBG projects from the FY2020-2021 Call that are not yet completed.</p> <p>Staff contacted sponsors of eligible projects on April 2<sup>nd</sup> requesting their preferred allocation amount and the maximum amount of funding their project could accept. The attachment reflects information received from project sponsors as of April 7<sup>th</sup>.</p> <p><b>The FY2016-2019 Call for Projects STP-Metro additional award process:</b> Additional funding is split between the small and large community pools (71.5 percent for large communities, 28.5 percent for small communities) and the funding is assigned to the next highest ranked, partially-funded project in each respective pool. If the next partially funded project in either pot is not ready in the fiscal year funds become available, the money will be assigned to the next partially-funded project in the other community pool. Funds must be backfilled in the large or small pool as needed when they become available. <i>Source: FY19-22 TIP</i></p> <p><b>The FY2020-2021 Call for Projects STBG additional award process:</b> Additional funding will be split between the three partially funded large community projects. <i>Source: FY20-23 TIP</i></p> |                                                     |                                                                                                                                                               |

### Supporting Information, Continued

Unprogrammed CMAQ funds are also identified in the CDOT Region 4 reconciliation from March 23, 2020, but due to several uncertainties with funded projects and future year planning estimates, CDOT and the NFRMPO agreed to hold off on awarding any unprogrammed CMAQ funds until the available funding is definitive.

### Advantages

Approval will ensure available funds are assigned to projects in a timely manner.

### Disadvantages

None noted.

### Analysis/Recommendation

Staff recommends allocating the partially funded STP-Metro projects from the FY2016-2019 Call with the funding amounts specified in the attachment.

### Attachments

- Proposed Additional Allocations based on CDOT's March 23, 2020 Reconciliation

## Proposed Additional Allocations based on March 23, 2020 Reconciliation

### FY2016-2019 STP Metro

Projects approved by Planning Council on December 4, 2014

|                                                                   |                    |
|-------------------------------------------------------------------|--------------------|
| <b>Additional FY19/FY20 funding total (as of March 23, 2020):</b> | <b>\$1,414,951</b> |
|-------------------------------------------------------------------|--------------------|

| Project Sponsor           | Project Name                                           | Federal Request                                                               | Currently Programmed<br>(as of 4/8/2020) | Unfunded           | Rank | Proposed Additional Allocation | Proposed Remaining Unfunded |
|---------------------------|--------------------------------------------------------|-------------------------------------------------------------------------------|------------------------------------------|--------------------|------|--------------------------------|-----------------------------|
| <b>CDOT</b>               |                                                        |                                                                               |                                          |                    |      |                                |                             |
| CDOT                      | I-25 Truck Climbing Lane                               | \$3,000,000                                                                   | \$3,000,000                              | \$0                | 1    | -                              | \$0                         |
| CDOT                      | I-25/Crossroads                                        | \$2,000,000                                                                   | \$2,000,000                              | \$0                | 1    | -                              | \$0                         |
| <b>Large Communities</b>  |                                                        | <b>Large Community Share of 71.5% = \$1,011,690 + \$403,261 = \$1,414,951</b> |                                          |                    |      |                                |                             |
| Loveland                  | US 34 Widening                                         | \$2,320,000                                                                   | \$2,320,000                              | \$0                | 1    | -                              | \$0                         |
| Fort Collins              | Horsetooth and College Intersection Imp.               | \$2,400,000                                                                   | \$2,400,000                              | \$0                | 2    | -                              | \$0                         |
| Greeley                   | 10 <sup>th</sup> Street Access Control Implementation* | \$3,100,000                                                                   | \$2,010,958                              | \$1,089,042        | 3    | \$538,135                      | \$550,907                   |
| Fort Collins              | US 287 Intersection Improvements*                      | \$1,168,000                                                                   | \$0                                      | \$1,168,000        | 3    | \$876,816                      | \$291,184                   |
| Larimer County / Berthoud | LCR 17 Expansion                                       | \$865,855                                                                     | \$865,855                                | \$0                | 5    | -                              | \$0                         |
| <b>Small Communities</b>  |                                                        | <b>Small Community Share of 28.5% = \$403,261 moved to Large Communities</b>  |                                          |                    |      |                                |                             |
| Evans                     | 65 <sup>th</sup> Ave Widening**                        | \$1,808,259                                                                   | \$1,423,554                              | \$384,705          | 3    | -                              | \$384,705                   |
| Eaton/Weld County         | Collins Street Resurfacing                             | \$103,440                                                                     | \$103,440                                | \$0                | 2    | -                              | \$0                         |
| Berthoud / Larimer County | LCR 17 Expansion                                       | \$1,000,000                                                                   | \$1,000,000                              | \$0                | 1    | -                              | \$0                         |
| <b>Total</b>              |                                                        | <b>\$17,765,554</b>                                                           | <b>\$15,123,807</b>                      | <b>\$1,473,747</b> | -    | <b>\$1,414,951</b>             | <b>\$1,226,796</b>          |

\*As agreed to by the City of Fort Collins and City of Greeley, the FY2018 allocation provided \$512,742 to the City of Greeley's 10th Street Access Control Implementation project and \$0 to the Fort Collins' US 287 Intersection Improvements project even though both projects have the same rank. The sponsors agreed to provide the Greeley project's share of funding to the Fort Collins' project in the subsequent allocation.

\*\*Project completed and cannot accept additional funding.

**Proposed Additional Allocations based on March 23, 2020 Reconciliation  
 FY2020-2021 Surface Transportation Block Grant (STBG)  
 Projects approved by Planning Council on November 3, 2016**

| <b>Project Sponsor</b> | <b>Project Name</b>                                      | <b>Federal Request</b> | <b>Currently Programmed<br/>(as of 4/8/2020)</b> | <b>Unfunded</b>  | <b>Rank*</b> | <b>Proposed Additional Allocation</b> | <b>Proposed Remaining Unfunded</b> |
|------------------------|----------------------------------------------------------|------------------------|--------------------------------------------------|------------------|--------------|---------------------------------------|------------------------------------|
| Evans                  | 37th Street Overlay                                      | \$982,141              | \$982,141                                        | \$0              | -            | -                                     | -                                  |
| Fort Collins           | Timberline Road Corridor Improvements                    | \$2,694,602            | \$2,202,969                                      | \$491,633        | -            | -                                     | \$491,633                          |
| Greeley                | 59th Avenue and O Street Roundabout**                    | \$1,329,008            | \$1,329,008                                      | \$0              | -            | -                                     | -                                  |
| Larimer County         | North LCR 17 Expansion***                                | \$760,000              | \$760,000                                        | \$0              | -            | -                                     | -                                  |
| Loveland               | US 34 Widening - Boise Avenue to I-25                    | \$1,260,925            | \$1,085,418                                      | \$175,507        | -            | -                                     | \$175,507                          |
| Windsor                | Intersection Improvements at SH 257 & Eastman Park Drive | \$1,000,000            | \$1,000,000                                      | \$0              | -            | -                                     | -                                  |
| <b>Total</b>           |                                                          | <b>\$8,026,676</b>     | <b>\$7,359,536</b>                               | <b>\$667,140</b> | <b>-</b>     | <b>\$0</b>                            | <b>\$667,140</b>                   |

\*STBG projects in the FY2020-2021 Call were not ranked.

\*\*The Greeley project scope was adjusted in May 2019 and no longer has an unfunded request. The original project had a total cost of \$7,221,500, federal request of \$1,704,950, federal award of \$1,431,545, and an unfunded request of \$273,415. The revised project has a total cost of \$6,912,942, federal request of \$1,329,008, and federal award of \$1,329,008.

\*\*\*The Larimer County project was fully funded with \$496K STBG and \$264K TA





1

# Agenda

- Presentation “It’s a wrap!”**
  - Project overview
    - ✓ Purpose & Needs
    - ✓ Existing interchange deficiencies
    - ✓ Project goals
    - ✓ Design challenges
    - ✓ Screening process
    - ✓ Concepts developed
    - ✓ Phased Implementation Option
  - Preferred Alternative Renderings

**Next Steps**  
**Questions**

US34 / US85 Interchange Reconfiguration

2

# Project Overview

## Purpose & Need

### Purpose

- Provide long-term mobility for vehicular travel through the US 34/US 85 interchange.

### Needs

- Configure the US 34 and US 85 interchange to more efficiently provide for the current and forecasted volume of traffic movements through the interchange.
- Address facility deficiencies at the US34 and US85 interchange.



US34 / US85 Interchange Reconfiguration

3

# Project Overview

## Existing Interchange Deficiencies



US34 / US85 Interchange Reconfiguration

4

# Project Overview

## Project Goals

- Make the interchange easier to use and understand
- Increase Safety/Improve Geometry
- Achieve Affordable Concept/Consider Maintenance Life Cycle Costs
- Improve US 34/US 85 through movements
- Provide Connectivity
- Improve infrastructure
- Provide packaged improvements for phased implementation
- Minimize Impacts



US34 / US85 Interchange Reconfiguration

5

# Project Overview

## Design Challenges

- Close proximity of intersection/interchanges
- Railroad crossing
- Traffic volumes – “Beltway” Highest
  - Next slides look at Truck Volumes Example



US34 / US85 Interchange Reconfiguration

6

# Project Overview - Truck Volume Example

## Background Information on Truck Counts

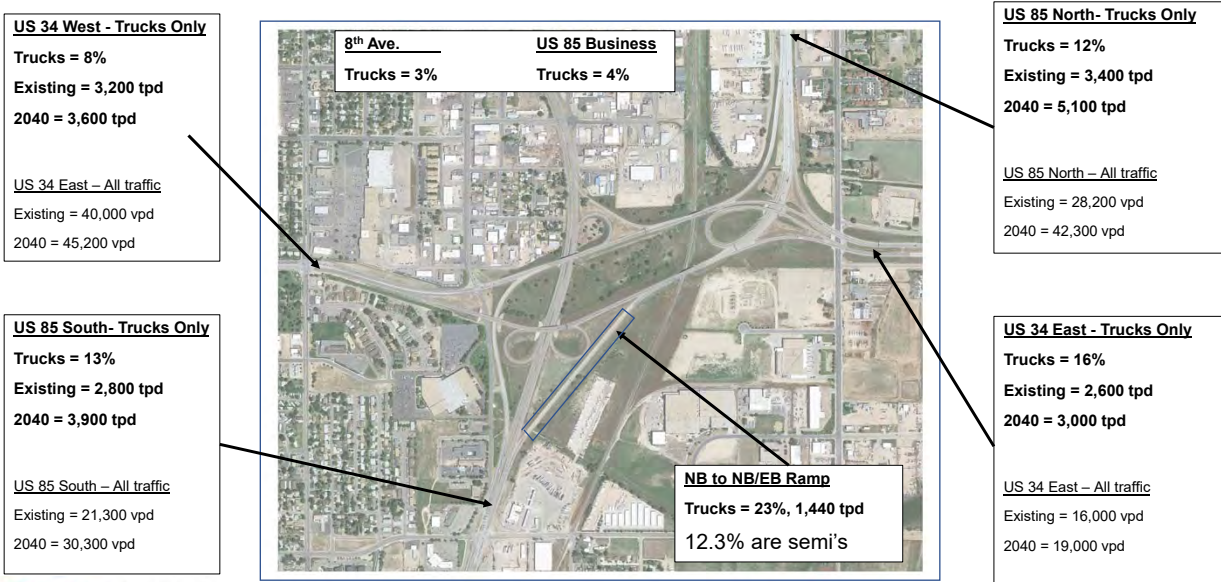
- Counts from March, 2017, key mainline and ramp locations counted
- Truck percentage includes Box Trucks (UPS, etc.), buses, up to normal "Semi's"
  - Generally about 50/50 small trucks / large trucks at this location
- Trucks on smaller roads (8<sup>th</sup>, 85 Business) at expected levels (3% - 4%)
- Comparative other locations
  - I-25 at WY Border = 14% - 15%
  - I-25 north of 470 = 8% - 9%
  - I-76 east of Brush = 19% - 20%
  - I-70 east of 470 = 19% - 20%
  - % of semi's at above location is 70% - 80%
    - The more remote the location, the higher the % of Semi's



US34 / US85 Interchange Reconfiguration

7

# Project Overview - Truck Volume Example



US34 / US85 Interchange Reconfiguration

8



# Project Overview

## Screening Process – Level 1 Screening

- Results
  - 38 interchange concepts evaluated
  - Screened down to 14 (with an additional 7 variations)



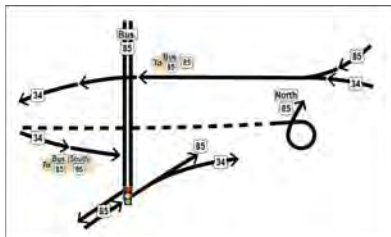
US34 / US85 Interchange Reconfiguration

9

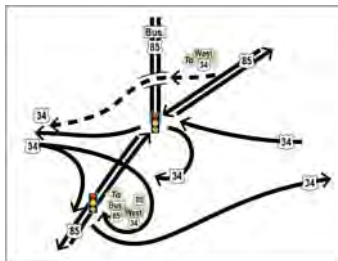
# Project Overview

## Screening Process – Level 2 Screening

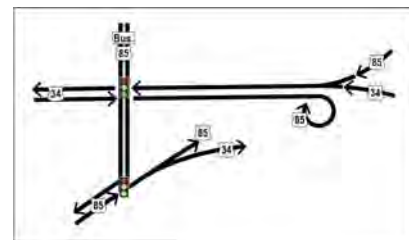
- Results
  - 14 interchange concepts evaluated
  - Screened down to 4



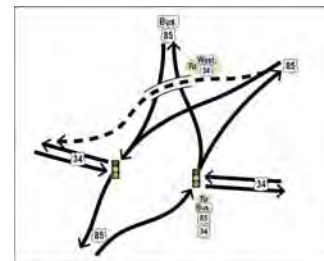
Concept 9b



Concept 27



Concept 7c



Concept 29



US34 / US85 Interchange Reconfiguration

10

## Project Overview

### Screening Process – Level 3 Screening

- Results
  - Final 4 Level 2 concepts further refined through Stakeholder and TWG input
  - Preferred Alternative determined



US34 / US85 Interchange Reconfiguration

11

## Rendering - Existing



12



## Rendering - Preferred Alternative



13

## Rendering - Existing



14



# Rendering - Preferred Alternative



15

# Rendering - Existing



16



## Rendering - Preferred Alternative



17

## Project Overview

### Next Step: A DRAFT Phased Approach to Implementation

- Starting with signing/striping and Bridges AO, BH, AP & AV
- We are in the process of revising/refining this phased in terms of the next expected failure re: Bridges AO, BH, AP & AV
- The Phasing Approach will always be “living/changing” as funding is available and infrastructure needs/failure arise.

18

## Project Overview

- Phase 1 = \$4M (signing & striping, program cost)



US34 / US85 Interchange Reconfiguration

19

## Project Overview

- Phase 2 = \$29M (poor bridges, program cost)



US34 / US85 Interchange Reconfiguration

20



## Project Overview

- Phase 3 = \$56M (program cost)

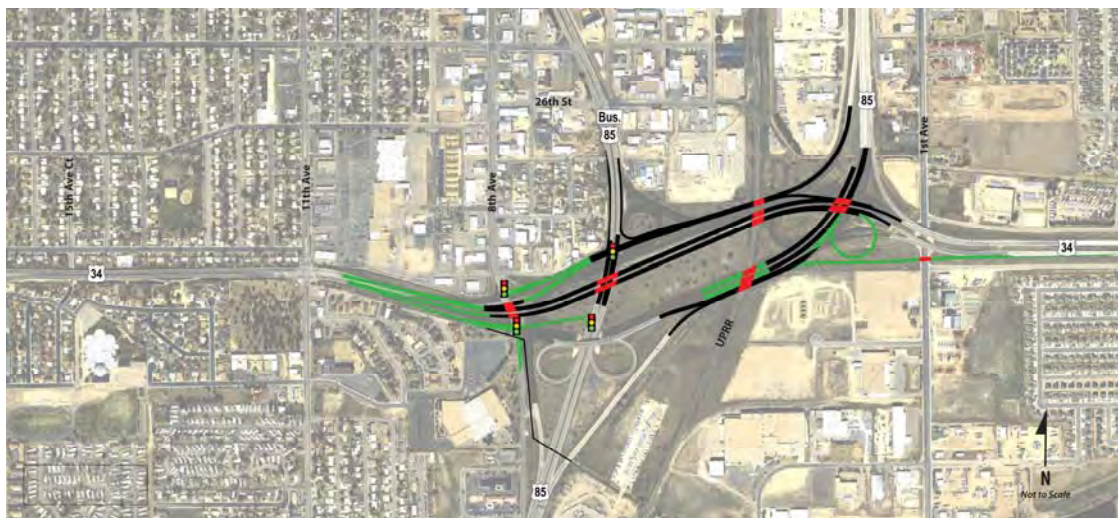


US34 / US85 Interchange Reconfiguration

21

## Project Overview

- Phase 4 = \$38M (program cost)



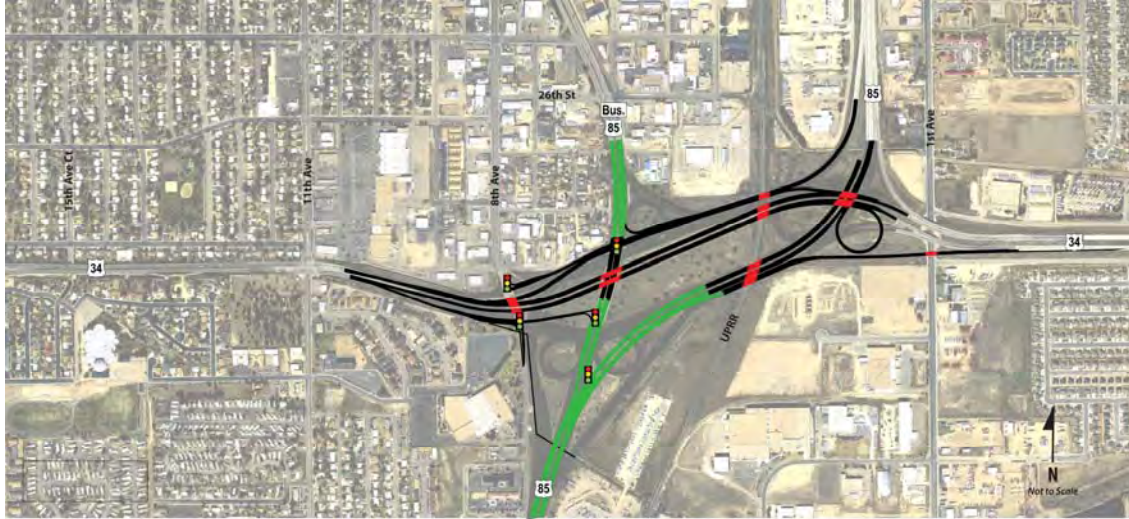
US34 / US85 Interchange Reconfiguration

22



## Project Overview

- Phase 5 = \$22M (program cost)



US34 / US85 Interchange Reconfiguration

23

## Project Overview

- Phase 6 = \$21M (program cost)



US34 / US85 Interchange Reconfiguration

24

## Next Steps

### Summary of Costs by Phase

- Phase 1 - \$ 4M
- Phase 2 - \$ 29M
- Phase 3 - \$ 56M
- Phase 4 - \$ 38M
- Phase 5 - \$ 22M
- Phase 6 - \$ 21M
  
- Total - \$170M



US34 / US85 Interchange Reconfiguration

25

## Next Steps

- Finalize phase 1 signing and striping design
- Pursue phase 1 construction funding
- Planning and pursuit of funding for design and construction of later phases



US34 / US85 Interchange Reconfiguration

26

# Questions?



US34 / US85 Interchange Reconfiguration

## MEMORANDUM

**To: NFRMPO Transportation Advisory Committee (TAC)**

**From: Becky Karasko**

**Date: April 15, 2020**

**Re: FY2020-2021 Unified Planning Work Program (UPWP) FY2021 Tasks**

### Background

The NFRMPO staff has drafted the Tasks and Products for FY2021 the *FY2020-2021 Unified Planning Work Program (UPWP)*. The Finance Committee will review the FY2021 Budget on April 15 and it is anticipated they will recommend Planning Council approval at the June 4, 2020 meeting. The FY2020-2021 UPWP and FY2021 Budget will go to Planning Council for their approval at their June 5, 2019 meeting to allow CDOT and FHWA approval prior to October 1, 2020.

The new or modified FY2021 UPWP Tasks, which were not included in the FY2020-2021 UPWP when it was adopted on June 6, 2019, are:

- **Task 2.8: 2020 Household Survey**
- **Task 2.11: Greeley Multimodal Transportation Plan**
- **Task 4.4: Mobility Management**
- **Task 4.6: One Call/One Click**

These Tasks are also attached to this Memo. The updated draft FY2021 local match requirements by community will be provided at the meeting. The full updated *FY2020-2021 UPWP* can be accessed here: <https://nfrmpo.org/wp-content/uploads/draft-2021-upwp-tasks.pdf>. All comments are requested by Monday, April 27, 2020.

### Action

NFRMPO staff requests TAC review the FY2021 UPWP Tasks and provide comments to Becky Karasko at [bkarasko@nfrmpo.org](mailto:bkarasko@nfrmpo.org) by **5:00 p.m. on Monday, April 27, 2020**.

## **2.8 2020 HOUSEHOLD SURVEY**

### **OBJECTIVE:**

This Work Task allows for the development and completion of the 2020 Household Survey for the 2050 Regional Travel Demand Model (RTDM) and the Statewide model.

### **METHOD:**

NFRMPO staff will work with CDOT, DRCOG, PPACG, PACOG, and GVMPO on the development and completion of the 2020 Statewide Household Survey.

### **OVERALL IMPACT/INTENT:**

This Work Task updates the 2009 Household Survey and will provide new and more up-to-date information on travel patterns within the NFRMPO model area as well as the State as a whole.

### **FY2021 PRODUCTS**

1. Statewide Household Survey Steering Committee meeting minutes (*Quarterly throughout 2021*)
2. Completed Household Survey Questionnaire (*3<sup>rd</sup> Quarter 2021*)
3. Updated and completed 2020 Household Survey (*3<sup>rd</sup> Quarter 2021*)
4. NFRMPO-specific Household Survey data for incorporation into 2050 RTDM (*4<sup>th</sup> Quarter 2021*)



## **2.11 GREELEY MULTIMODAL TRANSPORTATION PLAN**

### **OBJECTIVE:**

This Work Task will create a multimodal transportation plan for the City of Greeley, including a Transit Master Plan. The final transportation plan(s) will articulate Greeley's vision and serve as a multimodal roadmap for transportation investments and strategies within the City.

### **METHOD:**

The Multimodal Transportation Plan production process would incorporate input from City departments including Parks and Recreation, Community Development, and Public Works to help gain cross-departmental knowledge and buy-in. Public input will be gathered with open houses, focus groups, pop-up events, surveys and online feedback opportunities. The Multimodal Transportation Plan will include a thorough existing conditions summary of demographic indicators, land use, transportation, environment, economy, existing mode share, policy and plan review, and infrastructure. This information will help reveal improvement opportunity areas and inform anticipated future conditions relating to growth and travel trends. The result would be a concrete set of goals and objectives for the future. From there the plan will analyze future scenarios and identify key projects and triggers for those transportation investments that are in line with the vision of the plan.

### **OVERALL IMPACT/INTENT:**

The Multimodal Transportation Plan will identify key projects and investments needed within the City, including integration of the roadway, transit, and non-motorized systems. This will be undertaken through an extensive outreach effort, creating a well-informed and community-supported Plan.

### **2021 PRODUCTS**

1. Outreach (*Ongoing*)
2. Draft Greeley Multimodal Transportation Plan (*3<sup>rd</sup> Quarter 2021*)
3. Final Greeley Multimodal Transportation Plan (*4<sup>th</sup> Quarter 2021*)

## **4.4 MOBILITY MANAGEMENT**

### **OBJECTIVE:**

This Work Task ensures a consistent and integrated approach to regional mobility management programs, projects, and strategies outlined in the federally mandated NFRMPO Coordinated Public Transit/Human Services Transportation Plan (Coordinated Plan). This program will work in tandem with and support the One Call/One Click Center project.

### **METHOD:**

Staff implements the approved Coordinated Plan's projects and programs through the Larimer County and Weld County Mobility Committees (LCMC and WCMC). The NFRMPO will seek opportunities for additional collaboration between the two committees to improve regional mobility. Staff developed the Coordinated Public Transit/Human Services Transportation Plan, adopted in December 2017 and amended in January 2020. Staff conducts outreach in each County through presentations and individual meetings with the goal of providing information regarding Coordinated Plan programs and transit services in the North Front Range area. This includes the implementation of a One Call/One Click Center in Larimer and Weld counties.

Staff participates in committees, conferences, studies, and meetings that relate to mobility management or regional and/or state transit issues. Examples include the Colorado Mobility and Action Coalition (CMAC), CASTA conferences, Mobility and Access Priority Group/Senior Transportation Coalition (STC), and others.

Staff also supports Mobility Committee member agencies through production and distribution of outreach materials and responds to information requests from member governments, other agencies and individuals regarding transit information.

### **OVERALL IMPACT/INTENT:**

The intent of the Mobility Management Program is improvement of transportation services in the North Front Range region for medical, employment, and other destinations particularly for seniors, people with disabilities, veterans, and low-income individuals. This task also helps to coordinate human service-related transportation programs and services between agencies to enhance service and maximize available resources.

### **FY2020 AND FY2021 PRODUCTS**

1. Online Resource Guide Maintenance, as necessary
2. Travel Training Program with local agency partners, as requested
3. Larimer County and Weld County Mobility Committees (*Bi-Monthly*)
4. Quarterly Milestone Reports to CDOT
5. Outreach materials, including Riders Guides and MM program brochure (*on-going*)
6. Quarterly Mobility Management Newsletter
7. Draft 2021 Coordinated Human Services Plan (*3<sup>rd</sup> Quarter 2021*)
8. Public Outreach Events (*on-going*)

9. 60+ Ride Volunteer Driver Program support (*on-going*)
10. Bustang Travel Trainings (*3<sup>rd</sup> Quarter 2020 and 2021*)

## **4.6 ONE CALL/ONE CLICK CENTER**

### **OBJECTIVE:**

This Work Task supports the implementation of the One Call/One Click Center project, coordinating rides for human service, volunteer, and transit agencies in Larimer and Weld counties. This project was identified in the 2017 Coordinated Public Transit/Human Services Transportation Plan (Coordinated Plan).

### **METHOD:**

Staff implements this Coordinated Plan project through the purchase of software and the hiring of a dedicated Mobility Manager. The Mobility Manager will meet with stakeholders, including riders, providers, and local government officials; purchase and implement new software; lead projects to market the program; and provide assistance to individuals in need of rides. The NFRMPO will purchase trip discovery software, trip dispatch software, and implement a staff training program to use this new technology.

### **OVERALL IMPACT/INTENT:**

The intent of the One Call/One Click Program is to coordinate transportation services in the North Front Range region for medical, employment, and other destinations particularly for seniors, people with disabilities, veterans, and low-income individuals. This service will connect individuals in need of a ride with the most appropriate and affordable options.

### **FY2021 PRODUCTS**

1. Trip Discovery Software (Q1 2021)
2. Marketing and Outreach Plan (Q1 2021)
3. Trip Dispatch Software (Q3 2021)
4. Finance Committee Reports (Quarterly)

## MEMORANDUM

**To: NFRMPO Technical Advisory Committee (TAC)**

**From: Becky Karasko**

**Date: April 15, 2020**

**Re: NFRMPO Vision Zero Policy Discussion**

### Background

At the January 9, 2020 Planning Council meeting, NFRMPO Staff presented the NFRMPO's 2016-2020 Safety Performance Targets. As in previous years, NFRMPO Staff and TAC members recommended the support of the State's targets over the creation of regionally specific targets due to the lack of availability of data in a timely manner. Some Planning Council members felt a policy towards zero deaths should be created over the next year, along with the federally required data driven performance targets.

The initial direction from Planning Council was to look at a policy that would embrace moving towards no fatalities within the region. A Vision Zero Policy, *"a strategy to eliminate all traffic fatalities and severe injuries, while increasing safe, healthy, equitable mobility for all"*<sup>1</sup>, is an aspirational goal, while the Federal Safety Performance Measures and Targets must be data driven. The Federal performance measures do not prevent the NFRMPO from having a separate and overarching Vision Zero Policy.

As a part of this process, NFRMPO staff looked at other MPOs around the country to determine what best practices for a Vision Zero Policy were. The Central Lane MPO (CLMPO) in Oregon adopted the *Central Lane Metropolitan Organization Safety Transportation Action Plan* in 2017 with the following statement:

*As a Metropolitan Planning Organization (MPO), CLMPO recognizes the importance of meeting the federal requirements of performance-based planning and the role of safety within that model. Furthermore, our region has experienced increasing fatal and severe injuries over the past few years and the MPO and its partner jurisdictions have refocused their efforts on transportation safety. There is a strong desire throughout the region to go beyond fulfillment of federal requirements.<sup>2</sup>*

---

<sup>1</sup> <https://visionzeronetwork.org/about/what-is-vision-zero/>

<sup>2</sup> [thempo.org/DocumentCenter/View/4655/CLMPO\\_Regional\\_Safety\\_and\\_Security\\_Plan](http://thempo.org/DocumentCenter/View/4655/CLMPO_Regional_Safety_and_Security_Plan)



CLMPO specifies the purpose of the Plan is to “create a regional policy framework that regards traffic crashes as preventable incidents that can be addressed in a systematic way.”

Additionally, DRCOG recently published their draft plan *Taking Action on Regional Vision Zero: Safer Streets for Metro Denver*, a guidebook to assist local agencies in developing a vision zero plan. DRCOG states that they “value local adoption and implementation of Vision Zero” and the guidebook provides planning practices and guidelines for strategic safety efforts to eliminate fatal and serious injury crashes in the region.<sup>3</sup>

Staff feels an overarching policy for Vision Zero as well as incorporation into the Call for Projects Process would be good first steps for a regional Vision Zero Policy. Staff would like to continue the conversation begun last month with TAC members to discuss the viability of a Vision Zero Policy in the region, the data requirements, the reporting mechanism(s) and how they tie to the Federal Safety Performance Targets.

## **Action**

Staff requests TAC members be prepared to discuss the possibility of the NFRMPO having a Vision Zero Policy and to provide feedback at the May 13, 2020 TAC meeting.

---

<sup>3</sup> <https://drcog.mysocialpinpoint.com/regional-vision-zero>

## MEMORANDUM

**To: NFRMPO Technical Advisory Committee (TAC)**

**From: Ryan Dusil**

**Date: April 15, 2020**

**Re: NFRMPO Bicycle and Pedestrian Pipeline of Projects**

### Background

In October 2019, the Northern Colorado (NoCo) Bike and Pedestrian Collaborative began developing a pipeline of projects on or connecting to the Regional Non-Motorized Corridor (RNMC) Network. The pipeline includes projects expected to happen within in the next 10 years. Each project in the pipeline includes project description, which RNMC it is associated with, which local or state agencies are involved, when the project is likely to be under construction or closed (if it is not a construction phase), estimated project cost, and estimated remaining funding needed. The pipeline will be updated semi-annually. This information helps planning partners:

- Prepare for the NFRMPO Call for Projects and other grant opportunities;
- Ensure the upcoming NFRMPO Regional Non-Motorized Plan update contains the most up-to-date information available;
- Collaborate with neighboring jurisdictions along the same RNMC;
- Identify opportunities and barriers along or connecting to the RNMC;
- Maximize regional investment; and
- Prioritize projects.

NFRMPO staff recently updated the pipeline to reflect NFRMPO Multimodal Options Fund (MMOF) awards, anticipated CDOT Transportation Alternatives Program (TAP) awards, and additional new information from local agencies. The projects will be mapped as part of the *2020 Regional Non-Motorized Plan* update.

**Figure 1** shows the current and proposed segments of the RNMC Network. **Table 1** is the Bike and Pedestrian Pipeline of Projects organized by RNMC number.

### Action

Staff requests TAC members review the Bike & Pedestrian Pipeline of Projects, provide updated information and additional projects where applicable, and offer ideas for improvement.



**Figure 1: Regional Non-Motorized Corridor (RNMC) Network**



**Legend**

- Existing RNMC
- - - Proposed RNMC
- 1: South Platte/American Discovery Trail
- 2: Little Thompson River
- 3: Big Thompson River
- 4: Great Western/Johnstown/Loveland
- 5: North Loveland/Windsor
- 6: Poudre River Trail
- 7: Front Range Trail (West)
- 8: BNSF Fort Collins/Berthoud
- 9: Johnstown/Timnath
- 10: Greeley/LaSalle
- 11: US 34 Non-motorized
- 12: Carter Lake/Horsetooth Foothills Corridor
- County Boundary
- NFRMPO Boundary



March 2020  
Source: CDOT, NFRMPO

419 Canyon Avenue, Suite 300  
Fort Collins, Colorado 80521  
(970) 800.9560  
[nfrmpo.org](http://nfrmpo.org)



**Table 1: NFRMPO Bike & Pedestrian Pipeline of Projects**

| Regional Non-Motorized Corridor (RNMC)                       | Project Type         | Project Description                                                                                                                                                                                                                                                                                             | Agencies                                                                   | Anticipated Construction / Closing | Approximate Cost | Remaining Funding Need |
|--------------------------------------------------------------|----------------------|-----------------------------------------------------------------------------------------------------------------------------------------------------------------------------------------------------------------------------------------------------------------------------------------------------------------|----------------------------------------------------------------------------|------------------------------------|------------------|------------------------|
| 1 - South Platte/American Discovery/Front Range Trail (East) | RNMC Segment         | <b>Wildcat Trail Environmental Impact Mitigation</b> – Thompson River Parks and Rec District (TRPR) is working with state agencies to determine habitat mitigation needs along the trail alignment between Milliken and Firestone. Funding for eventual mitigation efforts and trail construction may be needed | Thompson River Parks and Rec District (TRPR) - Johnstown and Milliken, CPW | Ongoing                            | TBD              | TBD                    |
| 1 - South Platte/American Discovery/Front Range Trail (East) | Key Local Connection | <b>Ashcroft Trail Trailhead Land Acquisition</b> – The City of Evans is working to acquire land for a trailhead for the Ashcroft Trail, an important local connection between RNMC #1, Evans residents, and RNMC #11                                                                                            | Evans                                                                      | TBD                                | TBD              | TBD                    |
| 2 - Little Thompson River                                    | RNMC Segment         | <b>Little Thompson Trail Phase 1 Construction</b> - Constructs 5,000 linear feet of crusher fines trail and is 8' in width in NE Johnstown                                                                                                                                                                      | Johnstown                                                                  | 2020                               | \$313,000        | \$0                    |
| 2 - Little Thompson River                                    | RNMC Segment         | <b>Little Thompson Trail Pahas 2: Johnstown to Milliken Trail Construction</b> – Trail construction would extend Phase 1 to connect the two towns                                                                                                                                                               | Johnstown, Milliken, Weld County                                           | TBD                                | TBD              | TBD                    |
| 2 - Little Thompson River                                    | RNMC Segment         | <b>Little Thompson I-25 Trail Crossing</b> – Space will be preserved for a trail crossing of I-25 at the Little Thompson Trail. Berthoud, CDOT, and DNR are working together to design crossing(s) for both humans and wildlife                                                                                 | Berthoud, CDOT, CPW                                                        | 2022                               | TBD              | \$0                    |
| 2 - Little Thompson River                                    | RNMC Segment         | <b>Southeast Corner of I-25 and SH56</b> – Developer plans to construct this trail segment as the area develops                                                                                                                                                                                                 | Private Developer                                                          | TBD                                | TBD              | \$0                    |
| 3 - Big Thompson River                                       | RNMC Segment         | <b>I-25 Trail Underpass at Big Thompson River Bridge</b> – Space will be preserved for a trail crossing as part of CDOT's work on the Big Thompson bridge. CDOT, Loveland, and Johnstown are working together.                                                                                                  | Loveland, Johnstown, CDOT                                                  | 2022                               | TBD              | \$0                    |
| 3 - Big Thompson River                                       | RNMC Segment         | <b>East Big Thompson River Trail Construction</b> – From 287 to I-25 underpass, includes City-owned properties, secured easements, and properties requiring access negotiation                                                                                                                                  | Loveland                                                                   | 2022-2028                          | \$8.0 M          | \$8.0 M                |
| 4 - Great Western/Johnstown/Loveland                         | RNMC Segment         | <b>Severance to Eaton Trail Construction</b> – 5.5 miles out of 7 miles ut to bid now. Using TA funding, trail is expected to be complete in 2021. Landdowner dispute remains on small segment                                                                                                                  | Great Western Trail Authority                                              | 2020-2021                          | \$1.1M           | \$0                    |
| 4 - Great Western/Johnstown/Loveland                         | RNMC Segment         | <b>GWT Trailhead Design and Construction</b> – Trailheads being constructed at WCR23 in Severance and near the Eaton Recreation Center to improve local access. The American Society of Civil Engineers is designing two additional trailheads free of charge. Potential Paving of Trail in Downtown Severance. | Severance, Eaton                                                           | TBD                                | TBD              | TBD                    |
| 4 - Great Western/Johnstown/Loveland                         | Key Local Connection | <b>Loop to Gateway Trail Planning</b> – Town of Ault currently working under a GOCO grant to plan a 3.5 mile trail to connect the town with the Great Western Trail. Identify location; contact landowners; gain permissions; provide preliminary plans and list of cost estimates and ideal materials.         | Weld County, Ault                                                          | Ongoing                            | \$67,295         | \$0                    |
| 4 - Great Western/Johnstown/Loveland                         | RNMC Segment         | <b>GWT Severance Town Core Trailhead Construction</b> – Will likely pursue NFRMPO and/or GOCO funding                                                                                                                                                                                                           | Severance                                                                  | TBD                                | \$500-800K       | \$500k-800K            |
| 4 - Great Western/Johnstown/Loveland                         | Key Local Connection | <b>WCR23 Safe Routes To School (SRTS) Connections to GWT Construction</b> – Town wants to make several safe connections for students using the trail to get to school                                                                                                                                           | Severance                                                                  | 2021                               | \$750,000        | \$0                    |
| 4 - Great Western/Johnstown/Loveland                         | Key Local Connection | <b>Additional Safe Routes To School (SRTS) Connections to GWT Construction</b> – Town wants to make several safe connections for students using the trail to get to school                                                                                                                                      | Severance                                                                  | TBD                                | \$200-500k       | \$200-500k             |
| 4 - Great Western/Johnstown/Loveland                         | RNMC Segment         | <b>Paving the GWT in Severance</b> – Pave trail between WCR70 and WCR74 (2.1 Miles)                                                                                                                                                                                                                             | Severance                                                                  | TBD                                | \$1.32M          | \$1.32M                |
| 4 - Great Western/Johnstown/Loveland                         | RNMC Segment         | <b>LCR 20-E Bike Lane Striping</b> – Will serve as a safe I-25 crossing and interim alignment for RNMCs #3, #4, and #11                                                                                                                                                                                         | Loveland, Johnstown, Larimer County                                        | 2022                               | TBD              | \$0                    |
| 5 - North Loveland/Windsor                                   | RNMC Segment         | <b>Wilson Avenue SRTS Trail Construction</b> – Funded through a Colorado SRTS grant                                                                                                                                                                                                                             | Loveland                                                                   | 2020                               | \$980,000        | \$0                    |
| 5 - North Loveland/Windsor                                   | RNMC Segment         | <b>Wilson Avenue Trail Underpass Construction</b> – Safe pedestrian underpass at Wilson Avenue                                                                                                                                                                                                                  | Loveland                                                                   | 2022                               | \$3M             | \$3M                   |
| 5 - North Loveland/Windsor                                   | RNMC Segment         | <b>Sunset Vista to BNSF Railroad Trail Construction</b> - Runs along 57th Street and into natural area                                                                                                                                                                                                          | Loveland                                                                   | 2020                               | \$1.2M           | \$0                    |
| 5 - North Loveland/Windsor                                   | RNMC Segment         | <b>BNSF Railroad At-Grade Trail Crossing Construction</b> – Sunset Vista. Funded through BNSF                                                                                                                                                                                                                   | Loveland                                                                   | 2020                               | \$10K            | \$0                    |
| 5 - North Loveland/Windsor                                   | RNMC Segment         | <b>Copper Ridge Trail Construction</b> – Funded by developer                                                                                                                                                                                                                                                    | Private Developer                                                          | 2020                               | \$300K           | \$0                    |
| 5 - North Loveland/Windsor                                   | Key Local Connection | <b>57th St and US287 Shared-Use Path Construction: Phase 1</b> – Important local connections for residents to the Rec Trail and US287 FLEX bus stops via 57th Street and US287 intersection                                                                                                                     | Larimer County                                                             | 2021-2023                          | \$1.37M          | \$0                    |

| Regional Non-Motorized Corridor (RNMC) | Project Type         | Project Description                                                                                                                                                                                                                                         | Agencies                                       | Anticipated Construction / Closing | Approximate Cost | Remaining Funding Need |
|----------------------------------------|----------------------|-------------------------------------------------------------------------------------------------------------------------------------------------------------------------------------------------------------------------------------------------------------|------------------------------------------------|------------------------------------|------------------|------------------------|
| 5 - North Loveland/Windsor             | Key Local Connection | <b>57th St and US287 Shared-Use Path Construction: Phase 2</b> – Important local connections to Sunset Vista Natural Area via 57th St and Rec Trail via neighborhood connection in Alpine Vista, along w/ other local connections                           | Larimer County                                 | TBD                                | \$953,000        | \$953,000              |
| 5 - North Loveland/Windsor             | RNMC Segment         | <b>River Bluffs Open Space to I-25 Trail Construction</b> – Continues to be identified in Windsor Trails Master Plan and Transportation Master Plan                                                                                                         | Windsor, Larimer County                        | 2021-2023                          | TBD              | TBD                    |
| 5 - North Loveland/Windsor             | RNMC Segment         | <b>Greeley Ditch Trail to River Bluffs Open Space Construction</b> – Town of Windsor will construct                                                                                                                                                         | Windsor                                        | 2020                               | \$1.8M           | \$0                    |
| 5 - North Loveland/Windsor             | Key Local Connection | <b>Windsor Lake to WCR19 Trail Construction</b> – Would allow RNMC #5 to be extended to RNMC #4, connecting Eaton and Severance to several new communities                                                                                                  | Private Developer, Windsor                     | TBD                                | TBD              | \$0                    |
| 6 - Poudre River                       | RNMC Segment         | <b>CSU Environmental Learning Center (ELC) to I-25 Trail Construction</b> – City is currently working to acquire easements                                                                                                                                  | Larimer County, Fort Collins, Timnath, Windsor | 2022                               | TBD              | TBD                    |
| 6 - Poudre River                       | RNMC Segment         | <b>Poudre Trail Underpass at I-25 Construction</b> – will be constructed as I-25 bridge over Poudre River is raised                                                                                                                                         | CDOT                                           | 2022                               | TBD              | \$0                    |
| 6 - Poudre River                       | RNMC Segment         | <b>Timnath to Windsor Trail Construction</b> – with the help of a GOCO nd MMOF grant, the three remaining gaps between Harmony Road and East LCR32E will be filled by 2023.                                                                                 | Larimer County, Timnath                        | 2020-2021                          | \$2.22M          | \$0                    |
| 6 - Poudre River                       | RNMC Segment         | <b>East Poudre Trail Phase 1 Construction</b> – 11 <sup>th</sup> Ave to 5 <sup>th</sup> St                                                                                                                                                                  | Greeley                                        | TBD                                | \$510,000        | \$510,000              |
| 6 - Poudre River                       | RNMC Segment         | <b>East Poudre Trail Phase 2 and Beyond Construction</b> – Downtown Greeley to the South Platte River                                                                                                                                                       | Greeley                                        | TBD                                | TBD              | TBD                    |
| 6 - Poudre River                       | Key Local Connection | <b>Larson Trail to Poudre River Trail Land Acquisition</b> - Larson Ditch Trail to Rover Run/ Poudre Trail                                                                                                                                                  | Greeley                                        | 2021                               | \$208,000        | \$208,000              |
| 6 - Poudre River                       | Key Local Connection | <b>Larson Trail to Poudre River Trail Construction</b> - Important local connection to RNMC #6                                                                                                                                                              | Greeley                                        | TBD                                | \$800,000        | \$800,000              |
| 6 - Poudre River                       | Key Local Connection | <b>Greeley #3 Canal Trail Phases 2 and 3 Construction</b> - Important SRTS project and connection to Larson Trail and eventually RNMC #6, receiving MMOF grant                                                                                              | Greeley                                        | 2021                               | \$700,000        | \$0                    |
| 6 - Poudre River                       | RNMC Segment         | <b>Island Grove Trailhead Relocation</b> – New location will make the trailhead more accessible                                                                                                                                                             | Greeley                                        | TBD                                | TBD              | TBD                    |
| 6 - Poudre River                       | Key Local Connection | <b>83rd Avenue Trail Construction</b> – Will connect Sheep Draw Trail near 16th Street north to RNMC #6                                                                                                                                                     | Greeley                                        | TBD                                | \$2.2M           | \$2.2M                 |
| 6 - Poudre River                       | Key Local Connection | <b>7th Street Bikeway Construction</b> – Part of a multimodal improvement project along this corridor between downtown Windsor and RNMC #6. Includes \$150k MMOF for study and design. Future phases anticipated ***On hold due to Covid-19 funding hold*** | Windsor                                        | 2020                               | \$1.3M           | \$0                    |
| 6 - Poudre River                       | Key Local Connection | <b>Spur Trail from Poudre Trail to two PSD Schools Construction</b> – Important local SRTS connection through northwest Fort Collins neighborhoods, connecting to two schools                                                                               | Fort Collins                                   | TBD                                | TBD              | TBD                    |
| 7 - Front Range Trail (West)           | RNMC Segment         | <b>Heron Lakes Trail Construction</b> – To be funded as part of development at Heron Lakes at TPC                                                                                                                                                           | Private Developer, Berthoud                    | TBD                                | Developer Funded | \$0                    |
| 7 - Front Range Trail (West)           | RNMC Segment         | <b>Berthoud to Loveland Land Acquisition and Trail Construction</b> – Discussion between Berthoud, Larimer County, and Loveland haven't started. Loveland owns land along the potential corridor (Eagle Vista)                                              | Berthoud, Loveland                             | 2024                               | \$4.0M           | \$2.0M                 |
| 7 - Front Range Trail (West)           | Key Local Connection | <b>Siphon Overpass to Power Trail Construction</b> – Overpass of BNSF railroad south of Keenland Drive                                                                                                                                                      | Fort Collins                                   | 2022-2023                          | \$3.135M         | \$2.135M               |
| 7 - Front Range Trail (West)           | RNMC Segment         | <b>Power Trail Grade-Separated Crossing Construction at Harmony Road</b> - #1 priority grade separation project for City of Fort Collins                                                                                                                    | Fort Collins                                   | 2023-2025                          | \$3.28M          | \$2.28M                |
| 7 - Front Range Trail (West)           | Key Local Connection | <b>Grade-Separated Railroad Crossing Construction near Golden Meadows Park</b> – Underpass of BNSF railroad north of Harmony Road                                                                                                                           | Fort Collins                                   | TBD                                | TBD              | TBD                    |
| 7 - Front Range Trail (West)           | RNMC Segment         | <b>Feasibility and Alternatives Study of Boxelder Creek Grade-Separated Crossing</b> – Discussions between CDOT and Fort Collins haven't started. Need to determine where/if the crossing is feasible in preparation for next round of North I-25 projects  | Fort Collins, CDOT                             | TBD                                | TBD              | TBD                    |
| 8 - BNSF Fort Collins/Berthoud         | RNMC Segment         | <b>Alternatives Study to connect Fairgrounds Park to Downtown Loveland</b> – Discussions haven't started. Need to evaluate alternatives for connecting these two important local destinations via shared-use path                                           | Loveland                                       | TBD                                | TBD              | TBD                    |

| Regional Non-Motorized Corridor (RNMC) | Project Type         | Project Description                                                                                                                                                                                                                                                        | Agencies                   | Anticipated Construction / Closing | Approximate Cost | Remaining Funding Need |
|----------------------------------------|----------------------|----------------------------------------------------------------------------------------------------------------------------------------------------------------------------------------------------------------------------------------------------------------------------|----------------------------|------------------------------------|------------------|------------------------|
| 8 - BNSF Fort Collins/Berthoud         | Key Local Connection | <b>Phemister Trail with Pedestrian Bridge</b> – Key local connection from Center Avenue Bikeway through CSU Horticultural Center and City of Fort Collins Lilac Park over Spring Creek connecting to RNMC #8 via spring Creek Trail.                                       | CSU                        | TBD                                | \$700K           | \$500K                 |
| 8 - BNSF Fort Collins/Berthoud         | Key Local Connection | <b>CSU South Campus Spur Trails</b> – Two local connections between RNMC #8, CSU south campus, and Natural Research Center Federal Buildings                                                                                                                               | CSU                        | TBD                                | TBD              | TBD                    |
| 9 - Johnstown/Timnath                  | RNMC Segment         | <b>Trail Construction from SH392 to Poudre Trail</b> – Currently in 2020 Windsor budget.                                                                                                                                                                                   | Windsor                    | 2020                               | \$800,000        | 0                      |
| 9 - Johnstown/Timnath                  | RNMC Segment         | <b>Trail Construction from Poudre Trail to Raindance Development</b> – Could be added to project 9-A if funding identified                                                                                                                                                 | Private Developer, Windsor | TBD                                | TBD              | TBD                    |
| 10 - Greeley/LaSalle                   | RNMC Segment         | <b>Bike Lane Construction from C Street to Poudre Trail</b> – An important connection to RNMC 6 that will be completed with regularly scheduled road maintenance                                                                                                           | Greeley                    | TBD                                | TBD              | TBD                    |
| 11 - US34 Non-Motorized                | RNMC Segment         | <b>South Boyd Lake Trail</b> – 1.77-mile trail will follow the Greeley-Loveland Irrigation Canal (GLIC) near the southern shore of Boyd Lake, including underpass of N Denver Ave. Also an important local connection to RNMC #7 in two locations.                         | Loveland                   | 2020-2021                          | \$4.075M         | \$0                    |
| 11 - US34 Non-Motorized                | RNMC Segment         | <b>US34 Bike Lane Construction from Denver Ave to Boyd Lake Ave</b> – To be completed as part of US34 highway expansion project                                                                                                                                            | Loveland                   | 2020                               | TBD              | \$0                    |
| 11 - US34 Non-Motorized                | RNMC Segment         | <b>Bike/Ped Improvements across I-25 on US34 bridge</b> - TBD                                                                                                                                                                                                              | Loveland                   | 2022                               | TBD              | \$0                    |
| 11 - US34 Non-Motorized                | Key Local Connection | <b>Kendall Parkway Trail Construction</b> – 8,000 linear feet from the I-25 Mobility hub to US34 near Larimer Parkway. Will provide a relatively safe interim crossing of I-25 for RNMCs #3, #4, and #11                                                                   | Loveland                   | 2022                               | \$950,000        | \$950,000              |
| 11 - US34 Non-Motorized                | RNMC Segment         | <b>Sheep Draw Trail Construction from Pebble Brook Development to 95<sup>th</sup> Ave</b> – An important eventual local connection to RNMC 11 and RNMC 6 via future trails in Greeley and Windsor                                                                          | Greeley                    | TBD                                | \$350,000        | \$350,000              |
| 11 - US34 Non-Motorized                | RNMC Segment         | <b>Southwest Trail Construction</b> – Will connect Sheep Draw Trail at 95 <sup>th</sup> Avenue to Ashcroft Draw                                                                                                                                                            | Greeley                    | TBD                                | \$4.95M          | \$4.95M                |
| 12 - Carter Lake/Horsetooth Foothills  | Key Local Connection | <b>Dixon Canal Trail Spur</b> – CSU, CDC, and ditch company are working together to plan a trail along Dixon Canal, an important local connection to RNMC #12. Center for Disease control supports opening trail corridor and would like trail access for their employees. | CSU                        | TBD                                | TBD              | TBD                    |
| 12 - Carter Lake/Horsetooth Foothills  | Key Local Connection | <b>CSU Foothills Trail</b> – Important local connector spur trail connecting RNMC #12 to Overland Trail via cross-campus trail and parallel facility on Rampart Road                                                                                                       | CSU                        | TBD                                | \$3M             | \$3M                   |

| Area                                                      | Local        | Number        | Description                              | Budget                | Expend                | Encumbered            | Balance               | Activity Status                               | FHWA End Date    |
|-----------------------------------------------------------|--------------|---------------|------------------------------------------|-----------------------|-----------------------|-----------------------|-----------------------|-----------------------------------------------|------------------|
| <b>WARNING= No Financial Activity in over 1 Year</b>      |              |               |                                          |                       |                       |                       |                       |                                               |                  |
| NFR                                                       | Evans        | STU M415-013  | US85 Access Control at 31st              | \$ 902,283            | \$ 125,000            | \$ 777,283            | \$ -                  | WARNING, Greater Than 9 Months Since Activity | 10/31/2019       |
| NFR                                                       | CDOT         | C 0341-102    | SH34 & WCR17 Interchange                 | \$ 475,000            | \$ -                  | \$ -                  | \$ 475,000            | WARNING, Greater Than 9 Months Since Activity | No Federal Funds |
| NFR                                                       | CDOT         | C 402A-012    | SH402: Advanced ROW Purchase             | \$ 1,800,000          | \$ -                  | \$ -                  | \$ 1,800,000          | WARNING, Greater Than 9 Months Since Activity | No Federal Funds |
| <b>ALERT - No Financial Activity within 9 - 12 months</b> |              |               |                                          |                       |                       |                       |                       |                                               |                  |
| NFR                                                       | CDOT         | STA 0853-087  | US 85 5th to O St. Business Surface      | \$ 190,368            | \$ 190,367            | \$ -                  | \$ 1                  | ALERT, Greater Than A Year Since Activity     | No Federal Funds |
| NFR                                                       | Loveland     | C M830-089    | Byrd Dr Const for I-25 Frontage Removal  | \$ 1,100,000          | \$ -                  | \$ 1,100,000          | \$ -                  | ALERT, Greater Than A Year Since Activity     | No Federal Funds |
| NFR                                                       | CDOT         | C R400-361    | Region 4 Traffic Mgmt. Center            | \$ 320,000            | \$ 7,899              | \$ -                  | \$ 312,101            | ALERT, Greater Than A Year Since Activity     | No Federal Funds |
| NFR                                                       | Fort Collins | FSA M455-126  | College & Troutman Signal Upgrades       | \$ 250,000            | \$ -                  | \$ 250,000            | \$ -                  | ALERT, Greater Than A Year Since Activity     | No Federal Funds |
| <b>CAUTION- No Financial Activity within 6- 9 months</b>  |              |               |                                          |                       |                       |                       |                       |                                               |                  |
| NFR                                                       | Fort Collins | BRO M455-121  | Spring Ck at Riverside (FCRVSDS-S.2PRST) | \$ 1,444,500          | \$ 678,800            | \$ 765,700            | \$ -                  | Caution, Greater Than 6 Months Since Activity | 12/31/2020       |
| NFR                                                       | Loveland     | BRO M830-091  | 8th St Bridge (LOV1825W.8th St) Recon    | \$ 1,046,500          | \$ -                  | \$ 1,046,500          | \$ -                  | Caution, Greater Than 6 Months Since Activity | 10/31/2020       |
| <b>Up-to-Date on Financial Activity</b>                   |              |               |                                          |                       |                       |                       |                       |                                               |                  |
| NFR                                                       | Windsor      | TAP M377-006  | Great Western Trail - Windsor            | \$ 1,206,250          | \$ 195,276            | \$ 1,010,974          | \$ -                  | Good, Activity in the last 6 Months           | 3/31/2020        |
| NFR                                                       | Milliken     | TAP M887-006  | West Alice + Inez Blvd Ped Impmnt        | \$ 547,094            | \$ 108,502            | \$ 438,592            | \$ -                  | Good, Activity in the last 6 Months           | 12/31/2020       |
| NFR                                                       | Loveland     | SHO M830-062  | US287 & Orchards Shopping Center HES     | \$ 300,000            | \$ 83,634             | \$ 216,367            | \$ -                  | Good, Activity in the last 6 Months           | 12/31/2019       |
| NFR                                                       | Loveland     | AQC M830-086  | Loveland Traffic Optimization            | \$ 380,000            | \$ 188,005            | \$ 191,995            | \$ -                  | Good, Activity in the last 6 Months           | 6/30/2020        |
| NFR                                                       | Loveland     | SHO M830-092  | Various Loveland Left Turn Signals       | \$ 80,000             | \$ 56,873             | \$ 23,127             | \$ -                  | Good, Activity in the last 6 Months           | 3/31/2020        |
| NFR                                                       | Loveland     | STU M830-094  | US 34 Widening Boise Ave to I25          | \$ 3,225,027          | \$ -                  | \$ 3,225,027          | \$ -                  | Good, Activity in the last 6 Months           | 12/31/2020       |
| NFR                                                       | Loveland     | SAR M830-095  | West 4th St Bike + Ped Safety Improve    | \$ 374,000            | \$ 214,656            | \$ 158,907            | \$ 437                | Good, Activity in the last 6 Months           | 9/30/2021        |
| NFR                                                       | Loveland     | CC 402A-011   | SH 402 Access Control Plan               | \$ 182,059            | \$ 147,434            | \$ 34,624             | \$ -                  | Good, Activity in the last 6 Months           | No Federal Funds |
| NFR                                                       | Greeley      | AQC M570-048  | 10th Street in Greeley: Phase II         | \$ 4,093,069          | \$ 1,561,430          | \$ 2,531,638          | \$ -                  | Good, Activity in the last 6 Months           | No Federal Funds |
| NFR                                                       | Fort Collins | AQC M455-088  | Jefferson Street/SH14 Improvements       | \$ 1,207,878          | \$ 885,831            | \$ 322,046            | \$ -                  | Good, Activity in the last 6 Months           | 11/30/2019       |
| NFR                                                       | Fort Collins | AQC M455-111  | US287: Willox to SH 1 & Ped Bridge       | \$ 1,718,323          | \$ 825,758            | \$ 892,565            | \$ -                  | Good, Activity in the last 6 Months           | 12/31/2019       |
| NFR                                                       | Fort Collins | STU M455-118  | Horsetooth & College Intersection Impv   | \$ 3,400,000          | \$ 2,084,083          | \$ 1,315,917          | \$ -                  | Good, Activity in the last 6 Months           | No Federal Funds |
| NFR                                                       | Fort Collins | SAR M455-127  | Hampshire Bikeway Arterial Crossing      | \$ 103,875            | \$ -                  | \$ 103,875            | \$ -                  | Good, Activity in the last 6 Months           | 12/31/2020       |
| NFR                                                       | Evans        | STU M415-015  | 35th Ave: Prairie View to 37th St.       | \$ 1,346,781          | \$ 1,268,515          | \$ 78,266             | \$ -                  | Good, Activity in the last 6 Months           | 7/31/2020        |
| NFR                                                       | CDOT         | STA 2873-100  | US 287:SH1 to LaPorte Bypass             | \$ 43,668,742         | \$ 43,651,019         | \$ 17,711             | \$ 12                 | Good, Activity in the last 6 Months           | 6/30/2021        |
| NFR                                                       | CDOT         | NH 0853-089   | US34/85 Interchange Reconstruction       | \$ 3,000,000          | \$ 1,474,541          | \$ 614,784            | \$ 910,675            | Good, Activity in the last 6 Months           | 12/31/2020       |
| NFR                                                       | CDOT         | ER 0342-058   | PR US 34D MP 13.75 to MP 14.71           | \$ 3,102,249          | \$ 3,102,248          | \$ -                  | \$ 1                  | Good, Activity in the last 6 Months           | 12/31/2020       |
| NFR                                                       | CDOT         | ER R400-322   | PR SH60 & SH257 Structures               | \$ 10,567,831         | \$ 10,563,342         | \$ -                  | \$ 4,489              | Good, Activity in the last 6 Months           | 12/31/2020       |
| NFR                                                       | CDOT         | IM 0253-242   | Crossroads Bridge Replacement @ I-25     | \$ 30,535,000         | \$ 30,350,354         | \$ 152,650            | \$ 31,996             | Good, Activity in the last 6 Months           | 6/30/2020        |
| NFR                                                       | CDOT         | STA 0853-101  | US 85 Resurfacing Eaton to Ault          | \$ 22,681,878         | \$ 22,671,377         | \$ 9,459              | \$ 1,041              | Good, Activity in the last 6 Months           | 8/31/2019        |
| NFR                                                       | CDOT         | IM 0253-246   | I-25: Preventative Bridge Maint.         | \$ 26,000             | \$ 6,843              | \$ -                  | \$ 19,157             | Good, Activity in the last 6 Months           | No Federal Funds |
| NFR                                                       | CDOT         | FBR 0253-247  | I25 at Vine Drive Bridge Replacement     | \$ 8,075,442          | \$ 7,393,772          | \$ 272,951            | \$ 408,718            | Good, Activity in the last 6 Months           | No Federal Funds |
| NFR                                                       | CDOT         | FBR 060A-022  | SH 60 Over the South Platte River        | \$ 9,928,736          | \$ 9,177,892          | \$ 712,235            | \$ 38,609             | Good, Activity in the last 6 Months           | No Federal Funds |
| NFR                                                       | CDOT         | IM 0253-255   | I-25 North: SH 402 to SH 14              | \$ 330,611,813        | \$ 164,921,289        | \$ 83,673,772         | \$ 82,016,752         | Good, Activity in the last 6 Months           | 3/31/2022        |
| NFR                                                       | CDOT         | NH 0853-104   | US 85 Signal at WCR 76 N. of Eaton       | \$ 20,000             | \$ 9,276              | \$ 9,132              | \$ 1,592              | Good, Activity in the last 6 Months           | No Federal Funds |
| NF&UF                                                     | CDOT         | FSA 0253-258  | I-25: SH 14 North Cable Rail             | \$ 5,923,092          | \$ 106,429            | \$ 5,816,662          | \$ 1                  | Good, Activity in the last 6 Months           | No Federal Funds |
| NFR                                                       | CDOT         | FSA 2873-190  | US 287 and Foothills Parkway             | \$ 746,723            | \$ 74,572             | \$ 670,704            | \$ 1,447              | Good, Activity in the last 6 Months           | No Federal Funds |
| NFR                                                       | CDOT         | FBR 0253-261  | I-25 North: Prospect - Bridge Enterprise | \$ 21,386,875         | \$ 2,737,451          | \$ 5,446,232          | \$ 13,203,191         | Good, Activity in the last 6 Months           | No Federal Funds |
| NF&UF                                                     | CDOT         | C 0853-110    | US85 ROW Settlement Agreement            | \$ 23,102,374         | \$ 3,518,292          | \$ 34,304             | \$ 19,549,778         | Good, Activity in the last 6 Months           | No Federal Funds |
| NF&UF                                                     | CDOT         | C 0853-111    | WCR 30 Closure Supplemental Improvements | \$ 7,000,000          | \$ 6,000,000          | \$ -                  | \$ 1,000,000          | Good, Activity in the last 6 Months           | No Federal Funds |
| NFR                                                       | CDOT         | FBR 0253-263  | I-25 North: Hillsboro-Bridge Enterprise  | \$ 3,604,700          | \$ 3,397,430          | \$ 185,031            | \$ 22,239             | Good, Activity in the last 6 Months           | No Federal Funds |
| NFR                                                       | CDOT         | NHPP 0253-270 | I-25 Express Lanes SH7 to SH1            | \$ 43,551,308         | \$ 17,726,410         | \$ 13,618,371         | \$ 12,206,527         | Good, Activity in the last 6 Months           | No Federal Funds |
| DR&NF                                                     | CDOT         | C C030-077    | I-25 E Parallel Arterial DES: SH66-US34  | \$ 1,000,000          | \$ 516,866            | \$ 451,519            | \$ 31,615             | Good, Activity in the last 6 Months           | No Federal Funds |
| NFR                                                       | CDOT         | C 0341-103    | US34 & 35th Ave. Interchange             | \$ 1,500,000          | \$ 19,541             | \$ 106,394            | \$ 1,374,065          | Good, Activity in the last 6 Months           | No Federal Funds |
| NFR                                                       | CDOT         | C 0341-104    | US34 & 47TH Ave Interchange              | \$ 1,500,000          | \$ 18,143             | \$ 107,780            | \$ 1,374,077          | Good, Activity in the last 6 Months           | No Federal Funds |
| DR&NF                                                     | CDOT         | NHPP 0253-273 | I-25 Express Lanes Segment 5 & 6 CP1     | \$ 21,170,879         | \$ 6,233,707          | \$ 9,559,269          | \$ 5,377,903          | Good, Activity in the last 6 Months           | 1/31/2022        |
| DR&NF                                                     | CDOT         | NHPP 0253-277 | I-25 Express Lanes Segment 5 & 6 CP0     | \$ 2,869,482          | \$ 2,469,650          | \$ 399,831            | \$ 0                  | Good, Activity in the last 6 Months           | No Federal Funds |
| NFR                                                       | CDOT         | STA 257A-008  | SH 257 Windsor Resurfacing               | \$ 400,000            | \$ -                  | \$ -                  | \$ 400,000            | Good, Activity in the last 6 Months           | 9/30/2022        |
| NFR                                                       | Berthoud     | STU C060-082  | Larimer CR17 Expansion & Shoulders       | \$ 3,503,721          | \$ -                  | \$ 3,503,721          | \$ -                  | Good, Activity in the last 6 Months           | 6/30/2021        |
| <b>Total Active Projects</b>                              |              |               |                                          | <b>\$ 625,169,852</b> | <b>\$ 344,762,508</b> | <b>\$ 139,845,917</b> | <b>\$ 140,561,426</b> |                                               |                  |

**EXECUTIVE SUMMARY**  
**North Front Range Transportation and Air Quality Planning Council**  
**April 2, 2020**

**APPROVAL OF THE MEETING AGENDA**

Kirkmeyer **moved** to *APPROVE THE APRIL 2, 2020 MEETING AGENDA*. The motion was **seconded** and **passed** unanimously.

**APPROVAL OF THE MINUTES**

Karspeck **moved** to *APPROVE THE MARCH 5, 2020 MINUTES*. The motion was **seconded** and **passed** unanimously.

**CONSENT AGENDA**

**Multimodal Options Fund (MMOF) Call for Projects** Donnelly **moved** to *ADOPT THE 2019 MULTIMODAL OPTIONS FUND (MMOF) CALL FOR PROJECTS*. The motion was **seconded** and **passed** unanimously.

**ACTION ITEMS**

**March 2020 TIP Amendment**

Medora Bornhoft, Transportation Planner II, briefly reviewed information on the three project requests in the March 2020 TIP Amendment with the Council: Revising funding for the *North I-25 Design Build* project; Removing the *US 287 & US 34 VMS Signs* project, and adding 13 projects from the 2019 MMOF call for projects. She noted the public comment period would end April 9<sup>th</sup> and Council's approval was contingent on any negative comments through that date.

Melendez moved to *APPROVE RESOLUTION 2020-12 APPROVING THE MARCH 2020 AMENDMENT TO THE FY 2020-2023 TRANSPORTATION IMPROVEMENT PROGRAM (TIP)*. The motion was seconded and passed unanimously.

**PRESENTATIONS:**

**North I-25 Segment 6 Update**

Abra Geissler, CDOT Resident Engineer and Project Director for I-25 North: Berthoud to Johnstown, presented the I-25 Segment 6 Project Update to the Council stating the Construction Manager/General Contractor (CM/GC) was a very favorable delivery method for this project as it will allow for construction to begin during design. Kirkmeyer asked about the apparent \$13M shortfall in project funds. Geissler explained the evolution of the project's cost and funding noting the final numbers are still subject to change, potentially for the good, due to continually evolving contractor options. She will continue to update the Council on the progress of the project and funding. Weekly updates can be found at: <https://www.codot.gov/projects/north-i-25/johnstown-to-fort-collins>

**US 34/US 85**

Dan Mattson, CDOT Resident Engineer, Central Greeley, gave a comprehensive presentation of the US 34/US 85 Interchange Reconfiguration to the Council. Mattson identified the interchange, more commonly known as Spaghetti Junction, needs to become less confusing and be able to handle the higher volume of traffic which has been forecasted. Because funding for the entire project is not available currently, it has been broken-down into six phases with an overall cost estimate of \$170M.

**Poudre Express Update**

Will Jones, Deputy Director, Greeley Public Works, explained to the Council although the Poudre Express was a relatively new service for the region which began in January, it had been part of Greeley Area Transit's (GET) 2016 Strategic Plan, along with the NFRMPO Regional Transit Element (RTE), and CDOT's Interregional Plan. The Poudre Express is operated by GET with regional funding support from CSU, City of Fort Collins, City of Greeley, Town of Windsor, and CDOT as a Grant Planning Funder. Jones reported the trajectory of ridership was off to a great start, peaking at five riders per hour the second week of March, and just prior to its suspension on March 25<sup>th</sup> due to COVID-19 restrictions. Generally, a transit program can take approximately 3 years to reach its ridership goal, which in this case is 15 riders per hour, or 80K riders per year. Based on the early numbers (4.78 out of 5 customer rating) and positive feedback from connecting communities, the program is expected to be quite successful.

**DISCUSSION ITEMS**

**NFRMPO Boundary Focus Group**

Kirkmeyer reported although COVID-19 has caused CDOT to put the boundary topic on hold temporarily, the scope of work remains as follows:

- Document Colorado Revised Statutes (CRS) pertaining to TPR boundary analysis and revisions
- Examine and define the process for TPR boundary revisions
- Document the Code of Federal Regulations (CFR) governing the establishment of an MPO and/or Transportation Management Area (TMA) designation
- Examine and define the process for becoming an MPO and/ or TMA
- Document the CFR requirements for administering an MPO and/or TMA
- Analyze the financial implications of the establishment of a new or revised MPO/ TMA/TPR
- Develop a methodology for boundary modifications based on changes to Census Urbanized Areas
- Develop a methodology for accessing growth patterns along TPR, MPO and/or TMA boundaries

Jamie Grim, CDOT Government Liaison, confirmed the goal was still to have the guidebook completed in June.




# MOBILITY COORDINATION

SPRING 2020 NEWSLETTER

## **New EJ Plan to guide NFRMPO policy**

The NFRMPO has undertaken a new Environmental Justice (EJ) Plan, which will help guide the NFRMPO's policy to better include low-income and minority residents.

Through the EJ Plan process, NFRMPO staff expects to implement more equity-based principles into its planning process, improve the public outreach program, and ensure marginalized populations can have a stronger representation in the transportation planning process. The EJ Plan is expected to be completed by the end of 2020 and act as a guidance document for local and regional agencies.



## **STC now MAPG**

The Senior Transportation Coalition (STC) has changed its name to the Mobility and Access Priority Group (MAPG), to represent its relationship with the Partnership for Age-Friendly Communities (PAFC). While the STC had operated under the guidance of PAFC, the naming convention caused some confusion. In addition, the new MAPG will also expand its focus to include outreach and education for older adults and individuals with disabilities, tying into the work being done for the One Call/One Click Center project.

## **NADTC grant helps boost Find My Ride**

As part of a pilot project for the Every Ride Counts campaign, the National Aging and Disability Transportation Center purchased ads on various media to promote the Find My Ride tool in Northern Colorado. Throughout the pilot, ads were placed on billboards in Fort Collins, Loveland, and Greeley; movie screens; radio stations, including KUNC; social media, like Facebook and Instagram; and on buses within the region. With this effort, average visits to the Find My Ride Tool increased from around 50 in January 2019 to more than 1,000 in January 2020. NFRMPO staff received about 5 calls and Facebook messages as well.

## **GCI receives new van**

The NFRMPO and the Greeley Center for Independence (GCI) applied for and received funding to purchase a wheelchair-accessible vehicle through the FY2019 Consolidated Capital Call for Projects. The van was awarded FTA \$5310 funds and is an upgraded Dodge Caravan.

The new van was delivered in February 2020, has space for two wheelchairs with an electronic ramp, and will provide more mobility options for GCI's clients throughout Weld County. The new vehicle has already started providing service, opening up new options for Weld County residents in need.



## **Multimodal Options Funds Awarded**

As part of SB18-001 (SB1), the NFRMPO region received more than \$5 Million in Multimodal Options Funds. Eligible projects were expected to focus on improving mobility for older adults, individuals with disabilities, and providing more safe routes to school. Project types include bicycle and pedestrian projects, transit operating and capital projects, and multimodal studies and technology.

Eight communities in Larimer County and Weld County as well as the NFRMPO applied for and received funding. Transfort received funding for an additional compressed natural gas (CNG) as well as funding to do design work for the West Elizabeth Bus Rapid Transit service. The NFRMPO received funding for the One Call/One Click Center and a Premium Transit Analysis. Bicycle and pedestrian projects connected schools and the future Loveland Transit Center to the existing sidewalk and trail network.



# MOBILITY COORDINATION

## PROGRAM UPDATES



**What is the Mobility Coordination Program?**— Mobility Coordination program activities are centered on education and cooperative resource-sharing to use existing transportation dollars most efficiently. NFRMPO Examples include travel training, cooperative research, public forums, program implementation, FTA grant administration and public education. The NFRMPO Mobility Coordination Program is funded with Federal Transit Administration (FTA) \$5310 funds. Funding has been secured for \$5310 funds from both CDOT for Weld County and Fort Collins on behalf of the Fort Collins-Loveland-Berthoud TMA.

**Rider’s Guide Updates**—More than 1,130 users have logged onto the online service to find potential service matches since January 1, 2020, with 99.1 percent of users being new. To request printed Rider’s Guides, contact Alex Gordon at [agordon@nfrmpo.org](mailto:agordon@nfrmpo.org) or (970) 289-8279. The online Rider’s Guide is available at [noco.findmyride.info](http://noco.findmyride.info).

### Upcoming Meeting Schedule

| April 2020   |    |    |              |    |    |    | May 2020     |    |    |    |    |    |    | June 2020 |    |    |    |    |    |    |
|--------------|----|----|--------------|----|----|----|--------------|----|----|----|----|----|----|-----------|----|----|----|----|----|----|
| Su           | M  | T  | W            | Th | F  | Sa | Su           | M  | T  | W  | Th | F  | Sa | Su        | M  | T  | W  | Th | F  | Sa |
|              |    |    | 1            | 2  | 3  | 4  |              |    |    |    |    | 1  | 2  |           | 1  | 2  | 3  | 4  | 5  | 6  |
| 5            | 6  | 7  | 8            | 9  | 10 | 11 | 3            | 4  | 5  | 6  | 7  | 8  | 9  | 7         | 8  | 9  | 10 | 11 | 12 | 13 |
| 12           | 13 | 14 | 15           | 16 | 17 | 18 | 10           | 11 | 12 | 13 | 14 | 15 | 16 | 14        | 15 | 16 | 17 | 18 | 19 | 20 |
| 19           | 20 | 21 | 22           | 23 | 24 | 25 | 17           | 18 | 19 | 20 | 21 | 22 | 23 | 21        | 22 | 23 | 24 | 25 | 26 | 27 |
| 26           | 27 | 28 | 29           | 30 |    |    | 24           | 25 | 26 | 27 | 28 | 29 | 30 | 28        | 29 | 30 |    |    |    |    |
| LCMC Meeting |    |    | MAPG Meeting |    |    |    | WCMC Meeting |    |    |    |    |    |    |           |    |    |    |    |    |    |

### Committee Members

| Larimer County Mobility Committee                          |                                     |
|------------------------------------------------------------|-------------------------------------|
| Arc of Larimer County                                      | Berthoud Area Transportation System |
| Rural Alternative for Transportation                       | City of Loveland Transit            |
| CO Division of Voc. Rehab                                  | Elderhaus                           |
| Foothills Gateway                                          | Heart&SOUL Paratransit              |
| LC Department of Health and Environment, Built Environment | LC Office on Aging                  |
| LC Workforce Center                                        | SAINT                               |
| Transfort                                                  | NADTC Expert Panel                  |

| Weld County Mobility Committee          |                               |
|-----------------------------------------|-------------------------------|
| Arc of Weld County                      | CO Division of Voc. Rehab     |
| Connections for Independent Living/WAND | Envision Colorado             |
| Greeley Evans Transit                   | North Range Behavioral Health |
| Senior Resource Services                | Sunrise Community Health      |
| United Way of Weld County               |                               |

For additional meeting details including agendas, notes & meeting location, visit [nfrmpo.org/mobility](http://nfrmpo.org/mobility).

**NFRMPO FY 2020 - FY 2023 TRANSPORTATION IMPROVEMENT PROGRAM (TIP)  
Administrative Modification #2020-M1**

Submitted to: CDOT

Prepared by: AnnaRose Cunningham

DATE: 1/9/2020

**PREVIOUS ENTRY**

**Bridge - On State System**

| Title:          | Region 4 Bridge - On System | Funding Source | Funding Program | Previous Funding | Rolled Funding | FY 20      | FY 21      | FY 22      | FY 23      | FY 20-23 TOTAL |
|-----------------|-----------------------------|----------------|-----------------|------------------|----------------|------------|------------|------------|------------|----------------|
| <b>Sponsor:</b> | CDOT Region 4               | Federal        | NHPP            | 956              | -              | 483        | 483        | 483        | 483        | 1,932          |
| <b>STIP ID:</b> | SR46598                     | State          | SHF             | 470              | -              | 100        | 100        | 100        | 100        | 400            |
| <b>TIP ID:</b>  | P-4                         | Local          | LOM             | 54               | -              | -          | -          | -          | -          | -              |
| <b>Type:</b>    | Bridge                      | <b>Total</b>   |                 | <b>1,480</b>     | <b>-</b>       | <b>583</b> | <b>583</b> | <b>583</b> | <b>583</b> | <b>2,332</b>   |

**Air Quality:** Exempt from conformity analysis

**Description:** Summary of CDOT Region 4 Bridge - On System Pool in the North Front Range region. Includes the following pool projects.

| STID        | Title                                   | Sponsor:      |
|-------------|-----------------------------------------|---------------|
| SR46598.054 | I-25 RR Bridge Preventative Maintenance | CDOT Region 4 |

**REVISED ENTRY**

| Title:          | Region 4 Bridge - On System | Funding Source | Funding Program | Previous Funding | Rolled Funding | FY 20      | FY 21        | FY 22      | FY 23      | FY 20-23 TOTAL |
|-----------------|-----------------------------|----------------|-----------------|------------------|----------------|------------|--------------|------------|------------|----------------|
| <b>Sponsor:</b> | CDOT Region 4               | Federal        | NHPP            | 956              | -              | 483        | 1,534        | 548        | 483        | 3,048          |
| <b>STIP ID:</b> | SR46598                     | State          | SHF             | 470              | -              | 100        | 272          | 100        | 100        | 572            |
| <b>TIP ID:</b>  | P-4                         | Local          | LOM             | 54               | -              | -          | -            | -          | -          | -              |
| <b>Type:</b>    | Bridge                      | <b>Total</b>   |                 | <b>1,480</b>     | <b>-</b>       | <b>583</b> | <b>1,806</b> | <b>648</b> | <b>583</b> | <b>3,620</b>   |

**Air Quality:** Exempt from conformity analysis

**Description:** Summary of CDOT Region 4 Bridge - On System Pool in the North Front Range region. Includes the following pool projects.

| STID        | Title                                   | Sponsor:      |
|-------------|-----------------------------------------|---------------|
| SR46598.054 | I-25 RR Bridge Preventative Maintenance | CDOT Region 4 |

**Reason:** Add funding (\$1,051K Federal/\$172K State in FY21 and \$65K Federal in FY22) to STIP IDSR46598.054



**PREVIOUS ENTRY**

**Bridge - Off State System**

| Title:          | Region 4 Bridge - Off System | Funding Source | Funding Program | Previous Funding | Rolled Funding | FY 20        | FY 21 | FY 22 | FY 23 | FY 20-23 TOTAL |
|-----------------|------------------------------|----------------|-----------------|------------------|----------------|--------------|-------|-------|-------|----------------|
| <b>Sponsor:</b> | CDOT Region 4                | Federal        | NHPP            | -                | -              | 1,837        | -     | -     | -     | 1,837          |
| <b>STIP ID:</b> | SR46601                      | Local          | Local           | -                | -              | 459          | -     | -     | -     | 459            |
| <b>TIP ID:</b>  | P-5                          |                |                 | -                | -              | -            | -     | -     | -     | -              |
| <b>Type:</b>    | Bridge Reconstruct           |                | <b>Total</b>    | -                | -              | <b>2,296</b> | -     | -     | -     | <b>2,296</b>   |

**Air Quality:** Exempt from conformity analysis

**Description:** Summary of CDOT Region 4 Bridge - Off System Pool Programming. Includes following projects:

| STID        | Title                                     | Sponsor: |
|-------------|-------------------------------------------|----------|
| SR46601.031 | 8th Street Bridge (LOV1825W.8th St)       | Loveland |
| SR46601.032 | Little Thompson (WEL019.0-046.5A)         | Weld     |
| SR46601.033 | 1st St. Irrigation Canal Bridge (LOC180W) | Loveland |

**REVISED ENTRY**

| Title:          | Region 4 Bridge - Off System | Funding Source | Funding Program | Previous Funding | Rolled Funding | FY 20        | FY 21 | FY 22 | FY 23 | FY 20-23 TOTAL |
|-----------------|------------------------------|----------------|-----------------|------------------|----------------|--------------|-------|-------|-------|----------------|
| <b>Sponsor:</b> | CDOT Region 4                | Federal        | NHPP            | -                | -              | 1,837        | -     | -     | -     | 1,837          |
| <b>STIP ID:</b> | SR46601                      | Local          | Local           | -                | -              | 459          | -     | -     | -     | 459            |
| <b>TIP ID:</b>  | P-5                          |                |                 | -                | -              | -            | -     | -     | -     | -              |
| <b>Type:</b>    | Bridge Reconstruct           |                | <b>Total</b>    | -                | -              | <b>2,296</b> | -     | -     | -     | <b>2,296</b>   |

**Air Quality:** Exempt from conformity analysis

**Description:** Summary of CDOT Region 4 Bridge - Off System Pool Programming. Includes following projects:

Roll forward Region 4 Bridge - Off System pool from FY2019-2022 to FY2020-2022 TIP.

Projects include STIP ID SR46601.01 -8th Street Bridge, SR26601.032 Little Thompson, SR46601.033 - 1st St. Irrigation Canal Bridge.

| STID        | Title                                     | Sponsor: |
|-------------|-------------------------------------------|----------|
| SR46601.031 | 8th Street Bridge (LOV1825W.8th St)       | Loveland |
| SR46601.032 | Little Thompson (WEL019.0-046.5A)         | Weld     |
| SR46601.033 | 1st St. Irrigation Canal Bridge (LOC180W) | Loveland |

**Reason:** Roll forward Region 4 Bridge - Off System pool from FY2019-2022 to FY2020-2022 TIP.

**PREVIOUS ENTRY**

| <b>Strategic</b>    |                                 |                       |                        |                         |                       |               |               |              |              |                       |
|---------------------|---------------------------------|-----------------------|------------------------|-------------------------|-----------------------|---------------|---------------|--------------|--------------|-----------------------|
| <b>Title:</b>       | <b>North I-25: Design Build</b> | <b>Funding Source</b> | <b>Funding Program</b> | <b>Previous Funding</b> | <b>Rolled Funding</b> | <b>FY 20</b>  | <b>FY 21</b>  | <b>FY 22</b> | <b>FY 23</b> | <b>FY 20-23 TOTAL</b> |
| <b>Sponsor:</b>     | CDOT Region 4                   | Federal               | TIGER                  | 11,970                  | 5,000                 | 5,000         | -             | -            | -            | <b>10,000</b>         |
| <b>STIP ID:</b>     | SSP4428.012                     | Federal               | ITI                    | 600                     | -                     | -             | -             | -            | -            | -                     |
| <b>TIP ID:</b>      | 2017-032                        | Federal               | CMAQ                   | -                       | 3,256                 | -             | 384           | -            | -            | <b>3,640</b>          |
| <b>Type:</b>        | Highway Added Capacity          | Federal/State         | ITS/RoadX              | 2,000                   | -                     | -             | -             | -            | -            | -                     |
|                     | Modify & Reconstruct            | Federal/State         | NHPP                   | 26,888                  | -                     | -             | -             | -            | -            | -                     |
| <b>Air Quality:</b> | Included in conformity analysis | Federal/State         | PWQ                    | 4,000                   | -                     | 3,347         | -             | -            | -            | <b>3,347</b>          |
|                     |                                 | Federal/State         | SPT                    | 5,000                   | -                     | -             | -             | -            | -            | -                     |
|                     |                                 | State                 | FAS                    | 8,500                   | -                     | -             | -             | -            | -            | -                     |
|                     |                                 | State                 | SB267                  | 2,000                   | -                     | 5,000         | 5,000         | -            | -            | <b>10,000</b>         |
|                     |                                 | State                 | 7PX/SB 228             | 133,030                 | -                     | -             | -             | -            | -            | -                     |
|                     |                                 | State                 | SB1/HUTF               | 993                     | -                     | -             | -             | -            | -            | -                     |
|                     |                                 | Local                 | LOM                    | -                       | -                     | 18,000        | 32,000        | -            | -            | <b>50,000</b>         |
|                     |                                 | Local                 | LOM                    | 31,735                  | -                     | 20,625        | -             | -            | -            | <b>20,625</b>         |
|                     |                                 |                       | <b>Total</b>           | <b>226,716</b>          | <b>8,256</b>          | <b>51,972</b> | <b>37,384</b> | -            | -            | <b>97,612</b>         |

**Description:** One new express lane in each direction from MP253.7-270, replacement/rehabilitation of key bridges, ITS, transit & safety components, replacement of portions of existing facility, and interchange improvements.

**REVISED ENTRY**

| <b>Title:</b>       | <b>North I-25: Design Build</b> | <b>Funding Source</b> | <b>Funding Program</b> | <b>Previous Funding</b> | <b>Rolled Funding</b> | <b>FY 20</b>  | <b>FY 21</b>  | <b>FY 22</b> | <b>FY 23</b> | <b>FY 20-23 TOTAL</b> |
|---------------------|---------------------------------|-----------------------|------------------------|-------------------------|-----------------------|---------------|---------------|--------------|--------------|-----------------------|
| <b>Sponsor:</b>     | CDOT Region 4                   | Federal               | TIGER                  | 10,000                  | 6,970                 | 5,000         | -             | -            | -            | <b>11,970</b>         |
| <b>STIP ID:</b>     | SSP4428.012                     | Federal               | ITI                    | 600                     | -                     | -             | -             | -            | -            | -                     |
| <b>TIP ID:</b>      | 2017-032                        | Federal               | CMAQ                   | -                       | 3,256                 | -             | 384           | -            | -            | <b>3,640</b>          |
| <b>Type:</b>        | Highway Added Capacity          | Federal/State         | ITS/RoadX              | 2,000                   | -                     | -             | -             | -            | -            | -                     |
|                     | Modify & Reconstruct            | Federal/State         | NHPP                   | 26,888                  | -                     | -             | -             | -            | -            | -                     |
| <b>Air Quality:</b> | Included in conformity analysis | Federal/State         | PWQ                    | 4,000                   | -                     | 3,347         | -             | -            | -            | <b>3,347</b>          |
|                     |                                 | Federal/State         | SPT                    | 5,000                   | -                     | -             | -             | -            | -            | -                     |
|                     |                                 | State                 | FAS                    | 8,500                   | -                     | -             | -             | -            | -            | -                     |
|                     |                                 | State                 | 7TH/SB267              | 1,986                   | 1,007                 | 5,000         | 5,000         | -            | -            | <b>11,007</b>         |
|                     |                                 | State                 | 7PX/SB 228             | 133,030                 | -                     | -             | -             | -            | -            | -                     |
|                     |                                 | Local                 | LOM                    | -                       | -                     | 18,000        | 32,000        | -            | -            | <b>50,000</b>         |
|                     |                                 | Local                 | LOM                    | 33,735                  | -                     | 20,625        | -             | -            | -            | <b>20,625</b>         |
|                     |                                 |                       | <b>Total</b>           | <b>225,739</b>          | <b>11,233</b>         | <b>51,972</b> | <b>37,384</b> | -            | -            | <b>100,589</b>        |

**Description:** One new express lane in each direction from MP253.7-270, replacement/rehabilitation of key bridges, ITS, transit & safety components, replacement of portions of existing facility, and interchange improvements.

**Reason:** Roll Forward \$1,970K Grant Funding from FY19 to FY20. Change Program Funding from SB1 to 7TH/SB267. Roll forward \$1,007K 7TH/SB267 Transit funding from FY19 to FY20. Add \$2,000K Local funding in FY19.

**PREVIOUS ENTRY**

| Title:          | North-I-25: WCR38 to SH402 | Funding Source | Funding Program       | Previous Funding | Rolled Funding | FY 20        | FY 21        | FY 22    | FY 23    | FY 20-23 TOTAL |
|-----------------|----------------------------|----------------|-----------------------|------------------|----------------|--------------|--------------|----------|----------|----------------|
|                 | MP 247-255.23              | Federal        | BUILD                 | -                | 20,000         | -            | -            | -        | -        | 20,000         |
| <b>STIP ID:</b> | SSP4428.014                | Federal        | STP-Metro             | -                | 2,000          | -            | -            | -        | -        | 2,000          |
| <b>TIP ID:</b>  | 2019-014                   | Federal/State  | NHPP/SHF              |                  | 88,800         |              |              |          |          |                |
| <b>Type:</b>    | Modify & Reconstruct       | Federal/State  | PWQ                   | -                | -              | -            | 1,235        | -        | -        | 1,235          |
| <b>Sponsor:</b> | CDOT Region 4              | Federal/State  | 7PX/228               | 6,970            | -              | -            | -            | -        | -        | -              |
|                 |                            | State          | ITM                   | 1,300            | -              | -            | -            | -        | -        | -              |
|                 |                            | State          | SB1                   | 22,500           | 16,500         | -            | -            | -        | -        | 16,500         |
|                 |                            | State          | SB267                 | 2,870            | 72,330         | -            | -            | -        | -        | 75,200         |
|                 |                            | State          | SBT (SBT 228 Transit) | -                | -              | 700          | -            | -        | -        | 700            |
|                 |                            | Local          | Local                 | -                | -              | 2,000        | -            | -        | -        | 2,000          |
|                 |                            |                | <b>Total</b>          | <b>33,640</b>    | <b>199,630</b> | <b>2,700</b> | <b>1,235</b> | <b>-</b> | <b>-</b> | <b>203,565</b> |

**Air Quality:** Included in conformity analysis

**Description:** One new express lane in each direction from SH56 to SH402. Replacement/rehabilitation of key bridges, ITS, transit & safety components, replacement of portions of existing facility, and interchange improvements.

**REVISED ENTRY**

| Title:          | North-I-25: WCR38 to SH402 | Funding Source | Funding Program       | Previous Funding | Rolled Funding | FY 20        | FY 21        | FY 22    | FY 23    | FY 20-23 TOTAL |
|-----------------|----------------------------|----------------|-----------------------|------------------|----------------|--------------|--------------|----------|----------|----------------|
|                 | MP 247-255.23              | Federal        | BUILD                 | -                | 20,000         | -            | -            | -        | -        | 20,000         |
| <b>STIP ID:</b> | SSP4428.014                | Federal        | STP-Metro             | -                | 2,000          | -            | -            | -        | -        | 2,000          |
| <b>TIP ID:</b>  | 2019-014                   | Federal/State  | NHPP/SHF              |                  | 88,800         |              |              |          |          |                |
| <b>Type:</b>    | Modify & Reconstruct       | Federal/State  | PWQ                   | -                | -              | -            | 1,235        | -        | -        | 1,235          |
| <b>Sponsor:</b> | CDOT Region 4              | Federal/State  | 7PX/228               | 6,970            | -              | -            | -            | -        | -        | -              |
|                 |                            | State          | ITM                   | 1,300            | -              | -            | -            | -        | -        | -              |
|                 |                            | State          | SB1                   | 22,500           | 16,500         | -            | -            | -        | -        | 16,500         |
|                 |                            | State          | SB267                 | 2,870            | 72,330         | -            | -            | -        | -        | 75,200         |
|                 |                            | State          | SBT (SBT 228 Transit) | -                | -              | 700          | -            | -        | -        | 700            |
|                 |                            | Local          | Local                 | -                | -              | 2,000        | -            | -        | -        | 2,000          |
|                 |                            |                | <b>Total</b>          | <b>33,640</b>    | <b>199,630</b> | <b>2,700</b> | <b>1,235</b> | <b>-</b> | <b>-</b> | <b>203,565</b> |

**Air Quality:** Included in conformity analysis

**Description:** One new express lane in each direction from SH56 to SH402. Replacement/rehabilitation of key bridges, ITS, transit & safety components, replacement of portions of existing facility, and interchange improvements.

**Reason:** Roll forward from FY2019-2022 to FY2020-2023 TIP. No changes to pool funding.

**PREVIOUS ENTRY**

**FASTER (North Front Range Listings of State Highway Locations)**

| Title:          | Region 4 FASTER Safety Pool | Funding Source | Funding Program | Previous Funding | Rolled Funding | FY 20        | FY 21        | FY 22    | FY 23    | FY 20-23 TOTAL |
|-----------------|-----------------------------|----------------|-----------------|------------------|----------------|--------------|--------------|----------|----------|----------------|
| <b>Sponsor:</b> | CDOT Region 4               | State          | FAS             | 2,900            | -              | 3,350        | 3,500        | -        | -        | 6,850          |
| <b>STIP ID:</b> | SR46606                     | Local          | L               | -                | -              | -            | -            | -        | -        | -              |
| <b>TIP ID:</b>  | P-7                         |                | <b>Total</b>    | <b>2,900</b>     | <b>-</b>       | <b>3,350</b> | <b>3,500</b> | <b>-</b> | <b>-</b> | <b>6,850</b>   |

**Type:** Safety

**Air Quality:** Exempt from conformity analysis

**Description:** Summary of CDOT Region 4 FASTER Safety Pool in the North Front Range region. Includes the following pool projects:

| STIP ID     | Title                                 | Sponsor       |
|-------------|---------------------------------------|---------------|
| SR46606.073 | I-25: Fort Collins North Cable Rail   | CDOT Region 4 |
| SR46606.070 | Intersection Safety Improvements Pool | CDOT Region 4 |

**REVISED ENTRY**

| Title:          | Region 4 FASTER Safety Pool | Funding Source | Funding Program | Previous Funding | Rolled Funding | FY 20        | FY 21        | FY 22    | FY 23    | FY 20-23 TOTAL |
|-----------------|-----------------------------|----------------|-----------------|------------------|----------------|--------------|--------------|----------|----------|----------------|
| <b>Sponsor:</b> | CDOT Region 4               | State          | FAS             | 2,900            | -              | 3,350        | 3,850        | -        | -        | 7,200          |
| <b>STIP ID:</b> | SR46606                     | Local          | L               | -                | -              | -            | -            | -        | -        | -              |
| <b>TIP ID:</b>  | P-7                         |                | <b>Total</b>    | <b>2,900</b>     | <b>-</b>       | <b>3,350</b> | <b>3,850</b> | <b>-</b> | <b>-</b> | <b>7,200</b>   |

**Type:** Safety

**Air Quality:** Exempt from conformity analysis

**Description:** Summary of CDOT Region 4 FASTER Safety Pool in the North Front Range region. Includes the following pool projects:

| STIP ID     | Title                                 | Sponsor              |
|-------------|---------------------------------------|----------------------|
| SR46606.073 | I-25: Fort Collins North Cable Rail   | CDOT Region 4        |
| SR46606.070 | Intersection Safety Improvements Pool | CDOT Region 4        |
| SR46666.060 | US 287 (College Ave) & Trilby Rd      | City of Fort Collins |

**Reason:** Roll forward SR46666.060 US287 (College Ave) & Trilby Rd from FY2019-2022 to FY2020-2023 TIP. No change to pool total. Add \$350 in State funding in FY21 to STIP ID SR46606.073 I-25: Fort Collins North Cable Rail.

**PREVIOUS ENTRY**

**Surface Treatment**

| Title:          | Region 4 Surface Treatment | Funding Source | Funding Program | Previous Funding | Rolled Funding | FY 20         | FY 21         | FY 22         | FY 23         | FY 20-23 TOTAL |
|-----------------|----------------------------|----------------|-----------------|------------------|----------------|---------------|---------------|---------------|---------------|----------------|
| <b>Sponsor:</b> | CDOT Region 4              | Federal        | STBG/NHPP       | 26,033           | -              | 16,545        | 8,757         | 8,757         | 8,757         | 42,816         |
| <b>STIP ID:</b> | SR45218                    | State          | SHF             | 6,849            | -              | 2,284         | 1,668         | 1,668         | 1,668         | 7,288          |
| <b>TIP ID:</b>  | P-13                       | State          | SB1             | 1,975            | -              | -             | -             | -             | -             |                |
| <b>Type:</b>    | Surface Treatment          | Local          | Local           | 1,500            | -              | -             | -             | -             | -             |                |
|                 |                            | Local          | LOM             | 877              | -              | -             | -             | -             | -             | 0              |
|                 |                            | <b>Total</b>   |                 | <b>37,234</b>    | -              | <b>18,829</b> | <b>10,425</b> | <b>10,425</b> | <b>10,425</b> | <b>50,104</b>  |

**Air Quality:** Exempt from conformity analysis

**Description:** Summary of CDOT Region 4 Surface Treatment Pool in the North Front Range region. Includes the following pool projects:

| STIP ID     | Title                           | Sponsor       |
|-------------|---------------------------------|---------------|
| SR45218.114 | SH60: I-25 to Milliken          | CDOT Region 4 |
| SR45218.183 | SH14 Ft Collins East            | CDOT Region 4 |
| SR45218.174 | US85L: O St to Ault             | CDOT Region 4 |
| SR45218.187 | SH263: US 85 to Greeley Airport | CDOT Region 4 |

**REVISED ENTRY**

| Title:          | Region 4 Surface Treatment | Funding Source | Funding Program | Previous Funding | Rolled Funding | FY 20         | FY 21         | FY 22         | FY 23         | FY 20-23 TOTAL |
|-----------------|----------------------------|----------------|-----------------|------------------|----------------|---------------|---------------|---------------|---------------|----------------|
| <b>Sponsor:</b> | CDOT Region 4              | Federal        | STBG/NHPP       | 26,033           | -              | 16,545        | 8,757         | 8,757         | 8,757         | 42,816         |
| <b>STIP ID:</b> | SR45218                    | State          | SHF             | 6,849            | -              | 2,284         | 1,668         | 1,668         | 1,668         | 7,288          |
| <b>TIP ID:</b>  | P-13                       | State          | SB1             | 1,975            | -              | -             | -             | -             | -             |                |
| <b>Type:</b>    | Surface Treatment          | Local          | Local           | 1,500            | -              | -             | -             | -             | -             |                |
|                 |                            | Local          | LOM             | 877              | -              | -             | -             | -             | -             | 0              |
|                 |                            | <b>Total</b>   |                 | <b>37,234</b>    | -              | <b>18,829</b> | <b>10,425</b> | <b>10,425</b> | <b>10,425</b> | <b>50,104</b>  |

**Air Quality:** Exempt from conformity analysis

**Description:** Summary of CDOT Region 4 Surface Treatment Pool in the North Front Range region. Includes the following pool projects:

| STIP ID     | Title                           | Sponsor       |
|-------------|---------------------------------|---------------|
| SR45218.114 | SH60: I-25 to Milliken          | CDOT Region 4 |
| SR45218.183 | SH14 Ft Collins East            | CDOT Region 4 |
| SR45218.174 | US85L: O St to Ault             | CDOT Region 4 |
| SR45218.187 | SH263: US 85 to Greeley Airport | CDOT Region 4 |
| SR45218.211 | SH257 Windsor Resurfacing       | CDOT Region 4 |

**Reason:** Add project to the pool (STIP ID SR45218.211) SH 257 Windsor Resurfacing in FY2022. No change to pool funding.

**PREVIOUS ENTRY**

**NFRMPO Transportation Alternatives (TA)**

| Title:                         | Funding Source | Funding Program | Previous Funding | Rolled Funding | FY 20 | FY 21 | FY 22      | FY 23      | FY 20-23 TOTAL |
|--------------------------------|----------------|-----------------|------------------|----------------|-------|-------|------------|------------|----------------|
| <b>Sponsor:</b> Windsor        | Federal        | TA              | -                | -              | -     | -     | 271        | 273        | <b>544</b>     |
| <b>STIP ID:</b>                | Local          | L               | -                | -              | -     | -     | 96         | 160        | <b>256</b>     |
| <b>TIP ID:</b> 2022-001        |                |                 | -                | -              | -     | -     | 369        | 433        | <b>802</b>     |
| <b>Type:</b> Bike/Ped Facility |                | <b>Total</b>    | -                | -              | -     | -     | <b>736</b> | <b>866</b> | <b>1,602</b>   |

**Air Quality:** Exempt from conformity analysis

**Description:** Realigning two segments of the Poudre Trail approximately 1 mile east of SH 257

**REVISED ENTRY**

| Title:                         | Funding Source | Funding Program | Previous Funding | Rolled Funding | FY 20 | FY 21 | FY 22      | FY 23      | FY 20-23 TOTAL |
|--------------------------------|----------------|-----------------|------------------|----------------|-------|-------|------------|------------|----------------|
| <b>Sponsor:</b> Windsor        | Federal        | TA              | -                | -              | -     | -     | 271        | 273        | <b>544</b>     |
| <b>STIP ID:</b> SNF5095.005    | Local          | L               | -                | -              | -     | -     | 96         | 160        | <b>256</b>     |
| <b>TIP ID:</b> 2022-001        |                |                 | -                | -              | -     | -     | 369        | 433        | <b>802</b>     |
| <b>Type:</b> Bike/Ped Facility |                | <b>Total</b>    | -                | -              | -     | -     | <b>736</b> | <b>866</b> | <b>1,602</b>   |

**Air Quality:** Exempt from conformity analysis

**Description:** Realigning two segments of the Poudre Trail approximately 1 mile east of SH 257

**Reason:** Add STIP ID SNF5095.005

**PREVIOUS ENTRY**

**Congestion Mitigation & Air Quality (CMAQ)**

| Title:   | Citywide Signal Retiming | Funding Source | Funding Program | Previous Funding | Rolled Funding | FY 20 | FY 21 | FY 22 | FY 23 | FY 20-23 TOTAL |
|----------|--------------------------|----------------|-----------------|------------------|----------------|-------|-------|-------|-------|----------------|
| Sponsor: | Greeley                  | Federal        | CMAQ            | -                | -              | -     | -     | -     | 273   | 273            |
| STIP ID: |                          | Local          | L               | -                | -              | -     | -     | -     | 10    | 10             |
| TIP ID:  | 2023-001                 |                |                 | -                | -              | -     | -     | -     | -     | -              |
| Type:    | Operations               |                | <b>Total</b>    | -                | -              | -     | -     | -     | 283   | 283            |

**Air Quality:** Exempt from conformity analysis

**Description:** Retime all non-adaptive signals.

**REVISED ENTRY**

| Title:   | Citywide Signal Retiming | Funding Source | Funding Program | Previous Funding | Rolled Funding | FY 20 | FY 21 | FY 22 | FY 23 | FY 20-23 TOTAL |
|----------|--------------------------|----------------|-----------------|------------------|----------------|-------|-------|-------|-------|----------------|
| Sponsor: | Greeley                  | Federal        | CMAQ            | -                | -              | -     | -     | -     | 273   | 273            |
| STIP ID: | SNF5173.059              | Local          | L               | -                | -              | -     | -     | -     | 10    | 10             |
| TIP ID:  | 2023-001                 |                |                 | -                | -              | -     | -     | -     | -     | -              |
| Type:    | Operations               |                | <b>Total</b>    | -                | -              | -     | -     | -     | 283   | 283            |

**Air Quality:** Exempt from conformity analysis

**Description:** Retime all non-adaptive signals.

**Reason:** Add STIP ID SNF5173.059

**PREVIOUS ENTRY**

| Title:   | Phase 3 Fiber | Funding Source | Funding Program | Previous Funding | Rolled Funding | FY 20 | FY 21 | FY 22      | FY 23        | FY 20-23 TOTAL |
|----------|---------------|----------------|-----------------|------------------|----------------|-------|-------|------------|--------------|----------------|
| Sponsor: | Greeley       | Federal        | CMAQ            | -                | -              | -     | -     | 309        | 2,067        | 2,376          |
| STIP ID: |               | Local          | L               | -                | -              | -     | -     | -          | -            | -              |
| TIP ID:  | 2022-003      |                |                 | -                | -              | -     | -     | -          | -            | -              |
| Type:    | Operations    |                | <b>Total</b>    | <b>N/A</b>       | -              | -     | -     | <b>309</b> | <b>2,067</b> | <b>2,376</b>   |

**Air Quality:** Exempt from conformity analysis

**Description:** Install a total of 7.8 miles of fiber along US 34, 71st Avenue, 20th Street and Promontor Parkway and add three adaptive signals.

**REVISED ENTRY**

| Title:   | Phase 3 Fiber | Funding Source | Funding Program | Previous Funding | Rolled Funding | FY 20 | FY 21 | FY 22      | FY 23        | FY 20-23 TOTAL |
|----------|---------------|----------------|-----------------|------------------|----------------|-------|-------|------------|--------------|----------------|
| Sponsor: | Greeley       | Federal        | CMAQ            | -                | -              | -     | -     | 309        | 2,067        | 2,376          |
| STIP ID: | SNF5173.058   | Local          | L               | -                | -              | -     | -     | -          | -            | -              |
| TIP ID:  | 2022-003      |                |                 | -                | -              | -     | -     | -          | -            | -              |
| Type:    | Operations    |                | <b>Total</b>    | -                | -              | -     | -     | <b>309</b> | <b>2,067</b> | <b>2,376</b>   |

**Air Quality:** Exempt from conformity analysis

**Description:** Install a total of 7.8 miles of fiber along US 34, 71st Avenue, 20th Street and Promontor Parkway and add three adaptive signals.

**Reason:** Add STIP ID SNF5173.058



**NFRMPO FY 2020 - FY 2023 TRANSPORTATION IMPROVEMENT PROGRAM (TIP)  
Administrative Modification #2020-M2**

Submitted to: CDOT

Prepared by: AnnaRose Cunningham

DATE: 2/13/2020

**Non-Regionally Significant Regional Priority Program Pool (RPP)**

**PREVIOUS ENTRY**

| Title:              | Non-Regionally Significant Regional Priority Program Pool                                                                                | Funding Source                | Funding Program | Previous Funding | Rolled Funding | FY 20 | FY 21 | FY 22 | FY 23 | FY 20-23 TOTAL |
|---------------------|------------------------------------------------------------------------------------------------------------------------------------------|-------------------------------|-----------------|------------------|----------------|-------|-------|-------|-------|----------------|
| <b>Sponsor:</b>     | CDOT Region 4                                                                                                                            | Federal                       | STP             | 1,100            | -              | -     | -     | -     | -     | -              |
| <b>STIP ID:</b>     | SR46600                                                                                                                                  | State                         | SHF/HUTF        | 3,349            | -              | -     | -     | -     | -     | -              |
| <b>TIP ID:</b>      | P-11                                                                                                                                     | Local                         | LOCAL           | 332              | -              | -     | -     | -     | -     | -              |
| <b>Type:</b>        | Safety and Bridge Replacement                                                                                                            | Local                         | LOM             | 20               | -              | -     | -     | -     | -     | -              |
| <b>Air Quality:</b> | Exempt from conformity analysis                                                                                                          |                               | <b>Total</b>    | <b>3,701</b>     | -              | -     | -     | -     | -     | -              |
| <b>Description:</b> | Summary of CDOT Region 4 Non-Regionally Significant Regional Priority Program (RPP) Project Programming in the North Front Range region. |                               |                 |                  |                |       |       |       |       |                |
|                     | <b>STID</b>                                                                                                                              | <b>Title</b>                  | <b>Sponsor:</b> |                  |                |       |       |       |       |                |
|                     | SR45001.019                                                                                                                              | US 287: SH1 to LaPorte Bypass | CDOT Region 4   |                  |                |       |       |       |       |                |
|                     | SR46600.075                                                                                                                              | US 85 Post PEL Project        | CDOT Region 4   |                  |                |       |       |       |       |                |

**REVISED ENTRY**

| Title:              | Non-Regionally Significant Regional Priority Program Pool                                                                                | Funding Source                | Funding Program | Previous Funding | Rolled Funding | FY 20        | FY 21 | FY 22 | FY 23 | FY 20-23 TOTAL |
|---------------------|------------------------------------------------------------------------------------------------------------------------------------------|-------------------------------|-----------------|------------------|----------------|--------------|-------|-------|-------|----------------|
| <b>Sponsor:</b>     | CDOT Region 4                                                                                                                            | Federal                       | STP             | 1,100            | -              | -            | -     | -     | -     | -              |
| <b>STIP ID:</b>     | SR46600                                                                                                                                  | State                         | SHF/HUTF        | 2,129            | -              | 20           | -     | -     | -     | 20             |
| <b>TIP ID:</b>      | P-11                                                                                                                                     | State                         | SB1             | 1,200            | -              | 1,200        | -     | -     | -     | 1,200          |
| <b>Type:</b>        | Safety and Bridge Replacement                                                                                                            | Local                         | LOCAL           | 332              | -              | -            | -     | -     | -     | -              |
| <b>Air Quality:</b> | Exempt from conformity analysis                                                                                                          | Local                         | LOM             | 20               | -              | -            | -     | -     | -     | -              |
|                     |                                                                                                                                          |                               | <b>Total</b>    | <b>3,661</b>     | -              | <b>1,220</b> | -     | -     | -     | <b>1,220</b>   |
| <b>Description:</b> | Summary of CDOT Region 4 Non-Regionally Significant Regional Priority Program (RPP) Project Programming in the North Front Range region. |                               |                 |                  |                |              |       |       |       |                |
|                     | <b>STID</b>                                                                                                                              | <b>Title</b>                  | <b>Sponsor:</b> |                  |                |              |       |       |       |                |
|                     | SR45001.019                                                                                                                              | US 287: SH1 to LaPorte Bypass | CDOT Region 4   |                  |                |              |       |       |       |                |
|                     | SR46600.075                                                                                                                              | US 85 Post PEL Project        | CDOT Region 4   |                  |                |              |       |       |       |                |

**Reason:** Roll forward CDOT Region 4 STIP ID SR45001.019 and SR46600.075 from FY2019-FY2022 TIP to FY2020-FY2023 with \$1220K in State Funding (\$1,200K SB1/\$20K SHF). Correct previous funding type from SHF to SB1 and correct name from US85 Post PEL Improvement to US 85/O Street Intersection Improvement.

**Surface Transportation Block Grant (STBG)**

**PREVIOUS ENTRY**

| Title:          | CR 19 (Taft Hill) Improvements | Funding Source | Funding Program | Previous Funding | Rolled Funding | FY 20 | FY 21 | FY 22        | FY 23 | FY 20-23 TOTAL |
|-----------------|--------------------------------|----------------|-----------------|------------------|----------------|-------|-------|--------------|-------|----------------|
| <b>Sponsor:</b> | Fort Collins, Larimer County   | Federal        | STBG            | -                | -              | -     | -     | 3,834        | -     | <b>3,834</b>   |
| <b>STIP ID:</b> |                                | Local          | L               | -                | -              | -     | -     | 798          | -     | <b>798</b>     |
| <b>TIP ID:</b>  | 2022-005                       | Local          | LOM             | -                | -              | -     | -     | 748          | -     | <b>748</b>     |
| <b>Type:</b>    | Widening                       |                | <b>Total</b>    | -                | -              | -     | -     | <b>5,380</b> | -     | <b>5,380</b>   |

**Air Quality:** Included in conformity analysis

**Description:** 4-lane arterial from Horsetooth Rd to Harmony Rd.

**REVISED ENTRY**

| Title:          | CR 19 (Taft Hill) Improvements | Funding Source | Funding Program | Previous Funding | Rolled Funding | FY 20 | FY 21 | FY 22        | FY 23 | FY 20-23 TOTAL |
|-----------------|--------------------------------|----------------|-----------------|------------------|----------------|-------|-------|--------------|-------|----------------|
| <b>Sponsor:</b> | Fort Collins, Larimer County   | Federal        | STBG            | -                | -              | -     | -     | 3,834        | -     | <b>3,834</b>   |
| <b>STIP ID:</b> |                                | Local          | L               | -                | -              | -     | -     | 797          | -     | <b>797</b>     |
| <b>TIP ID:</b>  | 2022-005                       | Local          | LOM             | -                | -              | -     | -     | 749          | -     | <b>749</b>     |
| <b>Type:</b>    | Widening                       |                | <b>Total</b>    | -                | -              | -     | -     | <b>5,380</b> | -     | <b>5,380</b>   |

**Air Quality:** Included in conformity analysis

**Description:** 4-lane arterial from Horsetooth Rd to Harmony Rd.

**Reason:** Correcting match amounts by decreasing Local funding by \$1K and increasing Local Overmatch funding by \$1K.

**Discretionary****PREVIOUS ENTRY**

| Title:                                | Funding Source | Funding Program | Previous Funding | Rolled Funding | FY 20    | FY 21    | FY 22    | FY 23    | FY 20-23 TOTAL |
|---------------------------------------|----------------|-----------------|------------------|----------------|----------|----------|----------|----------|----------------|
| <b>US85 UPRR Settlement Agreement</b> | State          | TCC             | 5,495            | -              | -        | -        | -        | -        | -              |
| <b>Sponsor:</b> CDOT Region 4         |                | <b>Total</b>    | <b>5,495</b>     | <b>-</b>       | <b>-</b> | <b>-</b> | <b>-</b> | <b>-</b> | <b>-</b>       |

TIP ID: 2019-023

Type: ROW

Air Quality: Exempt from conformity analysis

Description: US85 UPRR Settlement Agreement in the North Front Range for purchase of ROW

**REVISED ENTRY**

| Title:                                | Funding Source | Funding Program | Previous Funding | Rolled Funding | FY 20      | FY 21    | FY 22    | FY 23    | FY 20-23 TOTAL |
|---------------------------------------|----------------|-----------------|------------------|----------------|------------|----------|----------|----------|----------------|
| <b>US85 UPRR Settlement Agreement</b> | State          | TCI             | 5,195            | -              | 300        | -        | -        | -        | 300            |
| <b>Sponsor:</b> CDOT Region 4         |                | <b>Total</b>    | <b>5,195</b>     | <b>-</b>       | <b>300</b> | <b>-</b> | <b>-</b> | <b>-</b> | <b>300</b>     |

TIP ID: 2019-023

Type: ROW

Air Quality: Exempt from conformity analysis

Description: US85 UPRR Settlement Agreement in the North Front Range for purchase of ROW

Reason: Roll forward TIP ID 2019-023 from FY2019-FY2020 to FY2020-FY2023 TIP with \$300K State Funding in FY20  
Correct STIP ID SR46600.075 and funding program (TCC to TCI).

**FTA 5307 - Urbanized Area Formula Program**

**PREVIOUS ENTRY**

| Title:   | Fixed Route Operations | Funding Source | Funding Program | Previous Funding | Rolled Funding | FY 20        | FY 21        | FY 22        | FY 23        | FY 20-23 TOTAL |
|----------|------------------------|----------------|-----------------|------------------|----------------|--------------|--------------|--------------|--------------|----------------|
| Sponsor: | Fort Collins           | Federal        | FTA 5307        | 2,116            | -              | 2,136        | 2,136        | 2,136        | 2,136        | 8,544          |
| STIP ID: | SST6741.101            | Local          | L               | 2,116            | -              | 2,136        | 2,136        | 2,136        | 2,136        | 8,544          |
| TIP ID:  | 2017-037               |                | <b>Total</b>    | <b>4,232</b>     | <b>-</b>       | <b>4,272</b> | <b>4,272</b> | <b>4,272</b> | <b>4,272</b> | <b>17,088</b>  |

Type: Operations

Air Quality: Exempt from conformity analysis

Description: Transfort Fixed Route Operations

**REVISED ENTRY**

| Title:   | Fixed Route Operations | Funding Source | Funding Program | Previous Funding | Rolled Funding | FY 20        | FY 21        | FY 22        | FY 23        | FY 20-23 TOTAL |
|----------|------------------------|----------------|-----------------|------------------|----------------|--------------|--------------|--------------|--------------|----------------|
| Sponsor: | Fort Collins           | Federal        | FTA 5307        | 2,116            | -              | 1,840        | 2,136        | 2,136        | 2,136        | 8,248          |
| STIP ID: | SST6741.101            | Local          | L               | 2,116            | -              | 1,810        | 2,136        | 2,136        | 2,136        | 8,218          |
| TIP ID:  | 2017-037               |                | <b>Total</b>    | <b>4,232</b>     | <b>-</b>       | <b>3,650</b> | <b>4,272</b> | <b>4,272</b> | <b>4,272</b> | <b>16,466</b>  |

Type: Operations

Air Quality: Exempt from conformity analysis

Description: Transfort Fixed Route Operations including Onboard Ridership Survey.

Reason: Updating funding in FY20 based on current estimates and updating project description to add Onboard Ridership Survey.

**PREVIOUS ENTRY**

| Title:       | Demand Response Paratransit Services                                                         | Funding Source | Funding Program | Previous Funding | Rolled Funding | FY 20        | FY 21        | FY 22        | FY 23        | FY 20-23 TOTAL |
|--------------|----------------------------------------------------------------------------------------------|----------------|-----------------|------------------|----------------|--------------|--------------|--------------|--------------|----------------|
| Sponsor:     | Fort Collins                                                                                 | Federal        | FTA 5307        | 450              | -              | 437          | 437          | 437          | 437          | 1,748          |
| STIP ID:     | SST6741.086                                                                                  | Local          | L               | 675              | -              | 656          | 656          | 656          | 656          | 2,624          |
| TIP ID:      | 2017-039                                                                                     |                | <b>Total</b>    | 1,125            | -              | <b>1,093</b> | <b>1,093</b> | <b>1,093</b> | <b>1,093</b> | <b>4,372</b>   |
| Type:        | Operations                                                                                   |                |                 |                  |                |              |              |              |              |                |
| Air Quality: | Exempt from conformity analysis                                                              |                |                 |                  |                |              |              |              |              |                |
| Description: | Provision of contracted demand response paratransit services for the Transfort service area. |                |                 |                  |                |              |              |              |              |                |

**REVISED ENTRY**

| Title:       | Demand Response Paratransit Services                                                         | Funding Source | Funding Program | Previous Funding | Rolled Funding | FY 20        | FY 21        | FY 22        | FY 23        | FY 20-23 TOTAL |
|--------------|----------------------------------------------------------------------------------------------|----------------|-----------------|------------------|----------------|--------------|--------------|--------------|--------------|----------------|
| Sponsor:     | Fort Collins                                                                                 | Federal        | FTA 5307        | 450              | -              | 400          | 437          | 437          | 437          | 1,711          |
| STIP ID:     | SST6741.086                                                                                  | Local          | L               | 675              | -              | 600          | 656          | 656          | 656          | 2,568          |
| TIP ID:      | 2017-039                                                                                     |                | <b>Total</b>    | 1,125            | -              | <b>1,000</b> | <b>1,093</b> | <b>1,093</b> | <b>1,093</b> | <b>4,279</b>   |
| Type:        | Operations                                                                                   |                |                 |                  |                |              |              |              |              |                |
| Air Quality: | Exempt from conformity analysis                                                              |                |                 |                  |                |              |              |              |              |                |
| Description: | Provision of contracted demand response paratransit services for the Transfort service area. |                |                 |                  |                |              |              |              |              |                |
| Reason:      | Updating funding in FY20 based on current estimates.                                         |                |                 |                  |                |              |              |              |              |                |

**PREVIOUS ENTRY**

| Title:       | Maintain, Repair & Replace Assets                                                                            | Funding Source | Funding Program | Previous Funding | Rolled Funding | FY 20        | FY 21        | FY 22        | FY 23        | FY 20-23 TOTAL |
|--------------|--------------------------------------------------------------------------------------------------------------|----------------|-----------------|------------------|----------------|--------------|--------------|--------------|--------------|----------------|
| Sponsor:     | Fort Collins                                                                                                 | Federal        | FTA 5307        | 1,936            | -              | 1,934        | 1,934        | 1,934        | 1,934        | 7,736          |
| STIP ID:     | SST6741.111                                                                                                  | Local          | L               | 484              | -              | 483          | 483          | 483          | 483          | 1,932          |
| TIP ID:      | 2017-038                                                                                                     |                | <b>Total</b>    | 2,420            | -              | <b>2,417</b> | <b>2,417</b> | <b>2,417</b> | <b>2,417</b> | <b>9,668</b>   |
| Type:        | Operations                                                                                                   |                |                 |                  |                |              |              |              |              |                |
| Air Quality: | Exempt from conformity analysis                                                                              |                |                 |                  |                |              |              |              |              |                |
| Description: | Maintenance, repair and replacement of fleet, facilities and technology assets, including security projects. |                |                 |                  |                |              |              |              |              |                |

**REVISED ENTRY**

| Title:       | Maintain, Repair & Replace Assets                                                                            | Funding Source | Funding Program | Previous Funding | Rolled Funding | FY 20        | FY 21        | FY 22        | FY 23        | FY 20-23 TOTAL |
|--------------|--------------------------------------------------------------------------------------------------------------|----------------|-----------------|------------------|----------------|--------------|--------------|--------------|--------------|----------------|
| Sponsor:     | Fort Collins                                                                                                 | Federal        | FTA 5307        | 1,936            | -              | 1,422        | 1,934        | 1,934        | 1,934        | 7,224          |
| STIP ID:     | SST6741.111                                                                                                  | Local          | L               | 484              | -              | 356          | 483          | 483          | 483          | 1,805          |
| TIP ID:      | 2017-038                                                                                                     |                | <b>Total</b>    | 2,420            | -              | <b>1,778</b> | <b>2,417</b> | <b>2,417</b> | <b>2,417</b> | <b>9,029</b>   |
| Type:        | Operations                                                                                                   |                |                 |                  |                |              |              |              |              |                |
| Air Quality: | Exempt from conformity analysis                                                                              |                |                 |                  |                |              |              |              |              |                |
| Description: | Maintenance, repair and replacement of fleet, facilities and technology assets, including security projects. |                |                 |                  |                |              |              |              |              |                |
| Reason:      | Updating funding in FY20 based on current estimates.                                                         |                |                 |                  |                |              |              |              |              |                |



**FTA 5310 - Enhanced Mobility of Seniors and Individuals with Disabilities Program**

**PREVIOUS ENTRY**

| Title:   | Goods and Services for Seniors and Individuals with Disabilities | Funding Source | Funding Program | Previous Funding | Rolled Funding | FY 20      | FY 21      | FY 22      | FY 23      | FY 20-23 TOTAL |
|----------|------------------------------------------------------------------|----------------|-----------------|------------------|----------------|------------|------------|------------|------------|----------------|
| Sponsor: | Fort Collins                                                     | Federal        | FTA 5310        | -                | 425            | 220        | 220        | 220        | 207        | 1,292          |
| STIP ID: | SST6731.024                                                      | Local          | L               | -                | 95             | 55         | 55         | 55         | 52         | 312            |
| TIP ID:  | 2017-041                                                         |                | <b>Total</b>    | -                | <b>520</b>     | <b>275</b> | <b>275</b> | <b>275</b> | <b>259</b> | <b>1,604</b>   |

Type: Operations

Air Quality: Exempt from conformity analysis

Description: Funding will go toward Access A Cab program as well as projects to repair, replace, and/or enhance mobility programs, vehicles and accessibility.

**REVISED ENTRY**

| Title:   | Goods and Services for Seniors and Individuals with Disabilities | Funding Source | Funding Program | Previous Funding | Rolled Funding | FY 20      | FY 21      | FY 22      | FY 23      | FY 20-23 TOTAL |
|----------|------------------------------------------------------------------|----------------|-----------------|------------------|----------------|------------|------------|------------|------------|----------------|
| Sponsor: | Fort Collins                                                     | Federal        | FTA 5310        | -                | 425            | 217        | 220        | 220        | 207        | 1,289          |
| STIP ID: | SST6731.024                                                      | Local          | L               | -                | 95             | 54         | 55         | 55         | 52         | 311            |
| TIP ID:  | 2017-041                                                         |                | <b>Total</b>    | -                | <b>520</b>     | <b>272</b> | <b>275</b> | <b>275</b> | <b>259</b> | <b>1,601</b>   |

Type: Operations

Air Quality: Exempt from conformity analysis

Description: Funding will go toward Access A Cab program as well as projects to repair, replace, and/or enhance mobility programs, vehicles and accessibility.

Reason: Updating funding in FY20 based on current estimates.

**FTA 5339 - Bus and Bus Facilities Program**

**PREVIOUS ENTRY**

| Title:          | Repair/Replace/Enhance Rolling Stock, Facilities & Technology | Phase | Funding Source | Funding Program | Previous Funding | Rolled Funding | FY 20      | FY 21      | FY 22      | FY 23      | FY 20-23 TOTAL |
|-----------------|---------------------------------------------------------------|-------|----------------|-----------------|------------------|----------------|------------|------------|------------|------------|----------------|
| <b>Sponsor:</b> | Fort Collins                                                  | M     | Federal        | FTA 5339        | 555              | -              | 399        | 399        | 399        | 399        | <b>1,596</b>   |
| <b>STIP ID:</b> | SST7066.028                                                   | M     | Local          | L               | 138              | -              | 100        | 100        | 100        | 100        | <b>400</b>     |
| <b>TIP ID:</b>  | 2019-02                                                       |       |                | <b>Total</b>    | <b>693</b>       | <b>-</b>       | <b>499</b> | <b>499</b> | <b>499</b> | <b>499</b> | <b>1,996</b>   |

**Type:** Capital Improvements

**Air Quality:** Exempt from conformity analysis

**Description:** Funding will go toward projects to repair, replace, and/or enhance existing rolling stock, facilities and technology (hardware and software).

**REVISED ENTRY**

| Title:          | Repair/Replace/Enhance Rolling Stock, Facilities & Technology | Phase | Funding Source | Funding Program | Previous Funding | Rolled Funding | FY 20      | FY 21      | FY 22      | FY 23      | FY 20-23 TOTAL |
|-----------------|---------------------------------------------------------------|-------|----------------|-----------------|------------------|----------------|------------|------------|------------|------------|----------------|
| <b>Sponsor:</b> | Fort Collins                                                  | M     | Federal        | FTA 5339        | 555              | -              | 380        | 399        | 399        | 399        | <b>1,577</b>   |
| <b>STIP ID:</b> | SST7066.028                                                   | M     | Local          | L               | 138              | -              | 95         | 100        | 100        | 100        | <b>395</b>     |
| <b>TIP ID:</b>  | 2019-02                                                       |       |                | <b>Total</b>    | <b>693</b>       | <b>-</b>       | <b>476</b> | <b>499</b> | <b>499</b> | <b>499</b> | <b>1,973</b>   |

**Type:** Capital Improvements

**Air Quality:** Exempt from conformity analysis

**Description:** Funding will go toward projects to repair, replace, and/or enhance existing rolling stock, facilities and technology (hardware and software).

**Reason:** Updating funding in FY20 based on current estimates.

**NFRMPO FY 2020 - FY 2023 TRANSPORTATION IMPROVEMENT PROGRAM (TIP)  
Administrative Modification #2020-M3**

Submitted to: CDOT

Prepared by: Medora Bornhoft

DATE: 3/13/2020

**Strategic**

**PREVIOUS ENTRY**

| Title:              | North-I-25: WCR38 to SH402                                                                                                                                                                                          | Funding Source | Funding Program       | Previous Funding | Rolled Funding | FY 20          | FY 21         | FY 22        | FY 23        | FY 20-23 TOTAL |
|---------------------|---------------------------------------------------------------------------------------------------------------------------------------------------------------------------------------------------------------------|----------------|-----------------------|------------------|----------------|----------------|---------------|--------------|--------------|----------------|
|                     | MP 247-255.23                                                                                                                                                                                                       | Federal        | BUILD                 | -                | 20,000         | -              | -             | -            | -            | 20,000         |
| <b>STIP ID:</b>     | SSP4428.014                                                                                                                                                                                                         | Federal        | STP-Metro             | -                | 2,000          | -              | -             | -            | -            | 2,000          |
| <b>TIP ID:</b>      | 2019-014                                                                                                                                                                                                            | Federal/State  | PWQ                   | -                | -              | -              | 1,235         | -            | -            | 1,235          |
| <b>Type:</b>        | Modify & Reconstruct                                                                                                                                                                                                | Federal/State  | 7PX (SB 28/267)       | 2,870            | 168,100        | -              | -             | -            | -            | 168,100        |
| <b>Sponsor:</b>     | CDOT Region 4                                                                                                                                                                                                       | State          | ITM                   | 1,300            | -              | -              | -             | -            | -            | -              |
| <b>Air Quality:</b> | Included in conformity analysis                                                                                                                                                                                     | State          | SB1 (HUTF)            | 22,500           | 16,500         | -              | -             | -            | -            | 16,500         |
| <b>Description:</b> | One new express lane in each direction from SH56 to SH402. Replacement/rehabilitation of key bridges, ITS, transit & safety components, replacement of portions of existing facility, and interchange improvements. | State          | SHF                   | -                | -              | 20,000         | -             | -            | -            | 20,000         |
|                     |                                                                                                                                                                                                                     | State          | FASTER Safety (FAS)   | -                | -              | 2,055          | 2,945         | 5,000        | 10,000       | 20,000         |
|                     |                                                                                                                                                                                                                     | State          | SBT (SBT 228 Transit) | -                | -              | 700            | -             | -            | -            | 700            |
|                     |                                                                                                                                                                                                                     | State          | Local                 | -                | -              | 2,000          | -             | -            | -            | 2,000          |
|                     |                                                                                                                                                                                                                     | <b>Total</b>   |                       |                  | <b>26,670</b>  | <b>206,600</b> | <b>24,755</b> | <b>4,180</b> | <b>5,000</b> | <b>10,000</b>  |

**REVISED ENTRY**

| Title:              | North-I-25: WCR38 to SH402                                                                                                                                                                                          | Funding Source | Funding Program           | Previous Funding | Rolled Funding | FY 20          | FY 21        | FY 22        | FY 23        | FY 20-23 TOTAL |
|---------------------|---------------------------------------------------------------------------------------------------------------------------------------------------------------------------------------------------------------------|----------------|---------------------------|------------------|----------------|----------------|--------------|--------------|--------------|----------------|
|                     | MP 247-255.23                                                                                                                                                                                                       | Federal        | BUILD                     | -                | 20,000         | -              | -            | -            | -            | 20,000         |
| <b>STIP ID:</b>     | SSP4428.014                                                                                                                                                                                                         | Federal        | STP-Metro                 | -                | 2,000          | -              | -            | -            | -            | 2,000          |
| <b>TIP ID:</b>      | 2019-014                                                                                                                                                                                                            | Federal/State  | PWQ                       | -                | -              | -              | 1,235        | -            | -            | 1,235          |
| <b>Type:</b>        | Modify & Reconstruct                                                                                                                                                                                                | State          | 7PX (SB 228/267)          | 2,870            | 188,100        | -              | -            | -            | -            | 188,100        |
| <b>Sponsor:</b>     | CDOT Region 4                                                                                                                                                                                                       | State          | ITM                       | 1,300            | -              | -              | -            | -            | -            | -              |
| <b>Air Quality:</b> | Included in conformity analysis                                                                                                                                                                                     | State          | SB1                       | 22,500           | 16,500         | -              | -            | -            | -            | 16,500         |
| <b>Description:</b> | One new express lane in each direction from SH56 to SH402. Replacement/rehabilitation of key bridges, ITS, transit & safety components, replacement of portions of existing facility, and interchange improvements. | State          | FASTER Safety             | -                | -              | 2,055          | 2,945        | 5,000        | 10,000       | 20,000         |
|                     |                                                                                                                                                                                                                     | State          | 7PX (SBT 228/267 Transit) | -                | -              | 5,000          | -            | -            | -            | 5,000          |
|                     |                                                                                                                                                                                                                     | Local          | Local                     | -                | -              | 2,000          | -            | -            | -            | 2,000          |
|                     |                                                                                                                                                                                                                     | <b>Total</b>   |                           |                  | <b>26,670</b>  | <b>226,600</b> | <b>9,055</b> | <b>4,180</b> | <b>5,000</b> | <b>10,000</b>  |

**Revision:** Add \$4,300K in FY20 with SB267 Transit state funds. Change funding source for \$20,000K state SHF funding to 7PX (SB 267). Correct funding source for 7PX (SB 228/267) from Federal/State to State.

**CDOT Region 4 Transportation Alternatives (TA)**

**PREVIOUS ENTRY**

| Title:          | Region 4 Transportation Alternatives Program Pool | Funding Source | Funding Program | Previous Funding | Rolled Funding | FY 20        | FY 21      | FY 22      | FY 23      | FY 20-23 TOTAL |
|-----------------|---------------------------------------------------|----------------|-----------------|------------------|----------------|--------------|------------|------------|------------|----------------|
| <b>Sponsor:</b> | CDOT Region 4                                     | Federal        | TAP             | 1,190            | 1,440          | 1,340        | 700        | 700        | 700        | <b>4,880</b>   |
| <b>STIP ID:</b> | SR47020                                           | Local          | L               | 562              | 356            | 1,727        | 175        | 175        | 175        | <b>2,608</b>   |
| <b>TIP ID:</b>  | P-14                                              | Local          | LOM             | 849              | -              | 546          | -          | -          | -          | <b>546</b>     |
| <b>Type:</b>    | Bike/Ped Facility                                 |                | <b>Total</b>    | <b>2,601</b>     | <b>1,796</b>   | <b>3,613</b> | <b>875</b> | <b>875</b> | <b>875</b> | <b>8,034</b>   |

**Air Quality:** Exempt from conformity analysis

**Description:** Summary of CDOT Region 4 Transportation Alternatives Program in the North Front Range region. Includes the following pool projects:

| STIP ID     | Title                                              | Sponsor      |
|-------------|----------------------------------------------------|--------------|
| SR47020.026 | Power Trail Grade Separation at Harmony Rd         | Fort Collins |
| SR47020.028 | Namaqua Ave Trail Underpass                        | Loveland     |
| SR47020.019 | Secure Bicycle Parking                             | Fort Collins |
| SR47020.017 | LCR 17 Expansion & Bike Lanes (Larimer & Berthoud) | Berthoud     |
| SR47020.029 | West Alice & Inez Blvd Ped Improvements            | Milliken     |

**REVISED ENTRY**

| Title:          | Region 4 Transportation Alternatives Program Pool | Funding Source | Funding Program | Previous Funding | Rolled Funding | FY 20        | FY 21        | FY 22        | FY 23        | FY 20-23 TOTAL |
|-----------------|---------------------------------------------------|----------------|-----------------|------------------|----------------|--------------|--------------|--------------|--------------|----------------|
| <b>Sponsor:</b> | CDOT Region 4                                     | Federal        | TAP             | 1,190            | 1,440          | 1,340        | 815          | 1,600        | 775          | <b>5,970</b>   |
| <b>STIP ID:</b> | SR47020                                           | Local          | L               | 562              | 356            | 1,727        | 204          | 400          | 194          | <b>2,881</b>   |
| <b>TIP ID:</b>  | P-14                                              | Local          | LOM             | 849              | -              | 546          | -            | -            | 960          | <b>1,506</b>   |
| <b>Type:</b>    | Bike/Ped Facility                                 |                | <b>Total</b>    | <b>2,601</b>     | <b>1,796</b>   | <b>3,613</b> | <b>1,019</b> | <b>2,000</b> | <b>1,929</b> | <b>10,357</b>  |

**Air Quality:** Exempt from conformity analysis

**Description:** Summary of CDOT Region 4 Transportation Alternatives Program in the North Front Range region. Includes the following pool projects:

| STIP ID     | Title                                              | Sponsor        |
|-------------|----------------------------------------------------|----------------|
| SR47020.026 | Power Trail Grade Separation at Harmony Rd         | Fort Collins   |
| SR47020.028 | Namaqua Ave Trail Underpass                        | Loveland       |
| SR47020.019 | Secure Bicycle Parking                             | Fort Collins   |
| SR47020.017 | LCR 17 Expansion & Bike Lanes (Larimer & Berthoud) | Berthoud       |
| SR47020.029 | West Alice & Inez Blvd Ped Improvements            | Milliken       |
| Unassigned  | Non-Motorized sidewalk at 57th St/US287            | Larimer County |

**Revision:** Add pool project *Non-Motorized sidewalk at 57th St/US287* with \$1,090K federal TAP funds, \$273K local funds, and \$960K local overmatch funds across FY21, FY22, and FY23.

**Congestion Mitigation & Air Quality (CMAQ)**

**PREVIOUS ENTRY**

| Title:       | US 287 and Trilby Intersection Improvements                                                             | Funding Source | Funding Program | Previous Funding | Rolled Funding | FY 20 | FY 21        | FY 22 | FY 23      | FY 20-23 TOTAL |
|--------------|---------------------------------------------------------------------------------------------------------|----------------|-----------------|------------------|----------------|-------|--------------|-------|------------|----------------|
| Sponsor:     | Fort Collins                                                                                            | Federal        | CMAQ            | -                | -              | -     | -            | -     | 387        | 387            |
| STIP ID:     | SR46666.060                                                                                             | Local          | L               | -                | -              | -     | 81           | -     | -          | 81             |
| TIP ID:      | 2023-002                                                                                                | Local          | LOM             | -                | -              | -     | 1,319        | -     | -          | 1,319          |
| Type:        | Intersection Improvements                                                                               |                | <b>Total</b>    | -                | -              | -     | <b>1,400</b> | -     | <b>387</b> | <b>1,787</b>   |
| Air Quality: | Exempt from conformity analysis                                                                         |                |                 |                  |                |       |              |       |            |                |
| Description: | New signals, install median, dual left turn lanes, right turn lane, ADA compliance. Also see HSIP Pool. |                |                 |                  |                |       |              |       |            |                |

**REVISED ENTRY**

| Title:       | US 287 and Trilby Intersection Improvements                                                                                     | Funding Source | Funding Program | Previous Funding | Rolled Funding | FY 20 | FY 21        | FY 22      | FY 23 | FY 20-23 TOTAL |
|--------------|---------------------------------------------------------------------------------------------------------------------------------|----------------|-----------------|------------------|----------------|-------|--------------|------------|-------|----------------|
| Sponsor:     | Fort Collins                                                                                                                    | Federal        | CMAQ            | -                | -              | -     | -            | 387        | -     | 387            |
| STIP ID:     | SR46666.060                                                                                                                     | Local          | L               | -                | -              | -     | 81           | -          | -     | 81             |
| TIP ID:      | 2023-002                                                                                                                        | Local          | LOM             | -                | -              | -     | 1,319        | -          | -     | 1,319          |
| Type:        | Intersection Improvements                                                                                                       |                | <b>Total</b>    | -                | -              | -     | <b>1,400</b> | <b>387</b> | -     | <b>1,787</b>   |
| Air Quality: | Exempt from conformity analysis                                                                                                 |                |                 |                  |                |       |              |            |       |                |
| Description: | New signals, install median, dual left turn lanes, right turn lane, ADA compliance. Also see HSIP Pool.                         |                |                 |                  |                |       |              |            |       |                |
| Revision:    | Advance \$387K federal CMAQ funds from FY23 to FY22 by swapping CMAQ \$ with Transfort Electric Bus Purchase (TIP ID 2022-002). |                |                 |                  |                |       |              |            |       |                |

**PREVIOUS ENTRY**

| Title:       | Transfort Electric Bus Purchase                           | Funding Source | Funding Program | Previous Funding | Rolled Funding | FY 20 | FY 21 | FY 22        | FY 23        | FY 20-23 TOTAL |
|--------------|-----------------------------------------------------------|----------------|-----------------|------------------|----------------|-------|-------|--------------|--------------|----------------|
| Sponsor:     | Fort Collins                                              | Federal        | CMAQ            | -                | -              | -     | -     | 1,640        | 2,727        | 4,367          |
| STIP ID:     | Unassigned                                                | Local          | L               | -                | -              | -     | -     | 341          | 567          | 908            |
| TIP ID:      | 2022-002                                                  |                | <b>Total</b>    | -                | -              | -     | -     | <b>1,980</b> | <b>3,294</b> | <b>5,274</b>   |
| Type:        | Rolling Stock Replacement                                 |                |                 |                  |                |       |       |              |              |                |
| Air Quality: | Exempt from conformity analysis                           |                |                 |                  |                |       |       |              |              |                |
| Description: | Purchase of five electric buses and associated equipment. |                |                 |                  |                |       |       |              |              |                |

**REVISED ENTRY**

| Title:       | Transfort Electric Bus Purchase                                                                                                                                 | Funding Source | Funding Program | Previous Funding | Rolled Funding | FY 20 | FY 21 | FY 22        | FY 23        | FY 20-23 TOTAL |
|--------------|-----------------------------------------------------------------------------------------------------------------------------------------------------------------|----------------|-----------------|------------------|----------------|-------|-------|--------------|--------------|----------------|
| Sponsor:     | Fort Collins                                                                                                                                                    | Federal        | CMAQ            | -                | -              | -     | -     | 1,253        | 3,114        | 4,367          |
| STIP ID:     | Unassigned                                                                                                                                                      | Local          | L               | -                | -              | -     | -     | 260          | 647          | 908            |
| TIP ID:      | 2022-002                                                                                                                                                        |                | <b>Total</b>    | -                | -              | -     | -     | <b>1,513</b> | <b>3,761</b> | <b>5,274</b>   |
| Type:        | Rolling Stock Replacement                                                                                                                                       |                |                 |                  |                |       |       |              |              |                |
| Air Quality: | Exempt from conformity analysis                                                                                                                                 |                |                 |                  |                |       |       |              |              |                |
| Description: | Purchase of five electric buses and associated equipment.                                                                                                       |                |                 |                  |                |       |       |              |              |                |
| Revision:    | Delay \$387K federal CMAQ funds and \$81K local funds from FY22 to FY23 by swapping CMAQ \$ with US 287 and Trilby Intersection Improvements (TIP ID 2023-002). |                |                 |                  |                |       |       |              |              |                |



**Safety****PREVIOUS ENTRY**

| Title:              | Region 4 Hotspots                                                                                          | Funding Source | Funding Program | Previous Funding | Rolled Funding | FY 20 | FY 21 | FY 22 | FY 23 | FY 20-23 TOTAL |
|---------------------|------------------------------------------------------------------------------------------------------------|----------------|-----------------|------------------|----------------|-------|-------|-------|-------|----------------|
| <b>Sponsor:</b>     | CDOT Region 4                                                                                              | Federal        | NHPP/STBG       | -                | -              | -     | -     | -     | -     | -              |
| <b>STIP ID:</b>     | SR46667                                                                                                    | State          | SHF             | 65               | -              | -     | -     | -     | -     | -              |
| <b>TIP ID:</b>      | P-16                                                                                                       | <b>Total</b>   |                 | <b>65</b>        | -              | -     | -     | -     | -     | -              |
| <b>Type:</b>        | Safety                                                                                                     |                |                 |                  |                |       |       |       |       |                |
| <b>Air Quality:</b> | Exempt from conformity analysis                                                                            |                |                 |                  |                |       |       |       |       |                |
| <b>Description:</b> | Summary of CDOT Region 4 Hotspots Project Programming. Pool projects are not listed for Region 4 Hotspots. |                |                 |                  |                |       |       |       |       |                |

**REVISED ENTRY**

| Title:              | Region 4 Hotspots                                                                                                                               | Funding Source | Funding Program | Previous Funding | Rolled Funding | FY 20      | FY 21     | FY 22 | FY 23 | FY 20-23 TOTAL |
|---------------------|-------------------------------------------------------------------------------------------------------------------------------------------------|----------------|-----------------|------------------|----------------|------------|-----------|-------|-------|----------------|
| <b>Sponsor:</b>     | CDOT Region 4                                                                                                                                   | Federal        | NHPP/STBG       | -                | -              | 155        | 24        | -     | -     | 179            |
| <b>STIP ID:</b>     | SR46667                                                                                                                                         | State          | SHF             | 65               | -              | 33         | 5         | -     | -     | 38             |
| <b>TIP ID:</b>      | P-16                                                                                                                                            | <b>Total</b>   |                 | <b>65</b>        | -              | <b>188</b> | <b>29</b> | -     | -     | <b>217</b>     |
| <b>Type:</b>        | Safety                                                                                                                                          |                |                 |                  |                |            |           |       |       |                |
| <b>Air Quality:</b> | Exempt from conformity analysis                                                                                                                 |                |                 |                  |                |            |           |       |       |                |
| <b>Description:</b> | Summary of CDOT Region 4 Hotspots Project Programming. Pool projects are not listed for Region 4 Hotspots.                                      |                |                 |                  |                |            |           |       |       |                |
| <b>Revision:</b>    | Roll forward Region Pool from FY2019-FY2022 TIP. Add \$155K Federal NHPP/STBG and \$33K State SHF in FY20 and \$24K Federal/\$5K State in FY21. |                |                 |                  |                |            |           |       |       |                |

**PREVIOUS ENTRY**

| Title:              | Region 4 Traffic Signals                                                                                          | Funding Source | Funding Program | Previous Funding | Rolled Funding | FY 20 | FY 21 | FY 22 | FY 23 | FY 20-23 TOTAL |
|---------------------|-------------------------------------------------------------------------------------------------------------------|----------------|-----------------|------------------|----------------|-------|-------|-------|-------|----------------|
| <b>Sponsor:</b>     | CDOT Region 4                                                                                                     | Federal        | STBG            | -                | -              | -     | -     | -     | -     | -              |
| <b>STIP ID:</b>     | SR46668                                                                                                           | State          | SHF             | 1,460            | -              | -     | -     | -     | -     | -              |
| <b>TIP ID:</b>      | P-17                                                                                                              | <b>Total</b>   |                 | <b>1,460</b>     | -              | -     | -     | -     | -     | -              |
| <b>Type:</b>        | Safety                                                                                                            |                |                 |                  |                |       |       |       |       |                |
| <b>Air Quality:</b> | Exempt from conformity analysis                                                                                   |                |                 |                  |                |       |       |       |       |                |
| <b>Description:</b> | Summary of CDOT Region 4 Traffic Signals Project Programming. Pool projects are not listed for Region 4 Hotspots. |                |                 |                  |                |       |       |       |       |                |

**REVISED ENTRY**

| Title:              | Region 4 Traffic Signals                                                                                          | Funding Source | Funding Program | Previous Funding | Rolled Funding | FY 20        | FY 21 | FY 22 | FY 23 | FY 20-23 TOTAL |
|---------------------|-------------------------------------------------------------------------------------------------------------------|----------------|-----------------|------------------|----------------|--------------|-------|-------|-------|----------------|
| <b>Sponsor:</b>     | CDOT Region 4                                                                                                     | Federal        | STBG            | -                | -              | -            | -     | -     | -     | -              |
| <b>STIP ID:</b>     | SR46668                                                                                                           | State          | SHF             | 1,460            | -              | 1,790        | -     | -     | -     | 1,790          |
| <b>TIP ID:</b>      | P-17                                                                                                              | <b>Total</b>   |                 | <b>1,460</b>     | -              | <b>1,790</b> | -     | -     | -     | <b>1,790</b>   |
| <b>Type:</b>        | Safety                                                                                                            |                |                 |                  |                |              |       |       |       |                |
| <b>Air Quality:</b> | Exempt from conformity analysis                                                                                   |                |                 |                  |                |              |       |       |       |                |
| <b>Description:</b> | Summary of CDOT Region 4 Traffic Signals Project Programming. Pool projects are not listed for Region 4 Hotspots. |                |                 |                  |                |              |       |       |       |                |
| <b>Revision:</b>    | Roll forward Region Pool from FY2019-FY2022 TIP. Add \$1,790K State SHF funding in FY 20.                         |                |                 |                  |                |              |       |       |       |                |