



419 Canyon Avenue, Suite 300
 Fort Collins, Colorado 80521
 (970) 221-6243
 (800) 332-0950 (Colorado only)
 FAX: (970) 416-2406
www.nfrmpo.org
www.smarttrips.org

MPO Planning Council

Mayor Pro-Tem Gerry Horak- Chair
 City of Fort Collins
 Kevin Ross- Vice Chair
 Town of Eaton
 Mayor Pro-Tem Jan Dowker
 Town of Berthoud
 Mayor John Morris
 City of Evans
 Town of Garden City
 Mayor Tom Norton
 City of Greeley
 Troy Mellon
 Town of Johnstown
 Commissioner Tom Donnelly
 Larimer County
 Paula Cochran
 Town of LaSalle
 Joan Shaffer
 City of Loveland
 Jordan Jemiola
 Town of Milliken
 Mayor Don Brookshire
 Town of Severance
 Paul Steinway
 Town of Timnath
 Commissioner Sean Conway- Past Chair
 Weld County
 Mayor John Vazquez
 Town of Windsor

Chris Colclasure
 CDPHE- Air Pollution Control Division
 Kathy Gilliland
 Transportation Commission

MPO Staff

Terri Blackmore
 Executive Director
 Becky Karasko
 Regional Transportation Planning Director
 Renae Steffen
 Administrative Director
 Crystal Hedberg
 Finance and Operations Manager

Next Council Meeting

April 7, 2016
 LaSalle Town Hall
 128 N. 2nd St.
 LaSalle, CO

NORTH FRONT RANGE TRANSPORTATION & AIR QUALITY PLANNING COUNCIL MEETING AGENDA

March 3, 2016
 Larimer County Offices Building
 Carter Lake/Boyd Rooms
 200 West Oak St.
 Fort Collins, CO

Council Dinner 5:30 p.m.
 MPO Council Meeting – 6:00 to 8:30 p.m.

Pledge of Allegiance/2-Minute Public Comment (accepted on items not on the Agenda)
 Anyone in the audience will be given time to speak to any item on the Consent Agenda. Please ask for that item to be removed from the Consent Agenda. Items pulled will be heard at the beginning of the Regular Agenda. Members of the public will be given an opportunity to speak to the item before the Council acts upon it.

1. Acceptance of Meeting Agenda
2. Approval of Minutes-Lead Planning Agency for Air Quality/MPO-Feb. 4, 2016 (Pg.7)

Lead Planning Agency for Air Quality Agenda

Estimated Time

COUNCIL REPORTS:

- | | | |
|--|------------------|--------|
| 3. Air Pollution Control Division Report (Pg.13) | Chris Colclasure | 15 min |
| 4. Regional Air Quality Council (RAQC) (Pg.36) | Gerry Horak | 5 min |

Metropolitan Planning Organization (MPO) Agenda

Estimated Time

REPORTS:

- | | | |
|--------------------------------------|------------------|-------|
| 5. Executive Director Report (Pg.38) | Terri Blackmore | 5 min |
| 6. Report of the Chair | Gerry Horak | 5 min |
| FASTER Funding requirements | | |
| I-25 Subcommittee | | |
| New Community Representatives | | |
| 7. Mobility (Pg.41) | (Written Report) | |
| 8. Finance (Pg.44) | Kevin Ross | 5 min |

ACTION ITEMS:

- | | | |
|--|-----------------|-------|
| 9. 4 th Quarter Unaudited Financials(Pg.47) | Crystal Hedberg | 5 min |
| 10. FY 2016 UPWP Budget Amendment(Pg.56) | Terri Blackmore | 5 min |

WORK SESSION:

- | | | |
|-----------------------------|--------------------|--------|
| 11. US 34 PEL Study (Pg.64) | Mike Crow/Lou Keen | 30 min |
| 12. 2016 MPO Council Goals | Horak/Blackmore | 45 min |

COUNCIL REPORTS:

- | | | |
|----------------------------------|-----------------|--------|
| Transportation Commission Report | Kathy Gilliland | 15 min |
| CDOT Region 4 Report | Mike Crow | |
| North I-25 Coalition | Gerry Horak | |
| Highway 34 Coalition | Sean Conway | |
| Host Council Member Report | Tom Donnelly | |
| STAC | Terri Blackmore | |
| Other Council Members Reports | Council Members | |

MEETING WRAP-UP:

- | | | |
|---------------------------------------|--|-------|
| Final Public Comment (2 minutes each) | | 5 min |
| Next Month's Agenda Topic Suggestions | | |



MPO MEETING PROCEDURAL INFORMATION

1. The order of the agenda will be maintained unless changed by the MPO Planning Council Chair (MPO Chair).
2. "Public Comment" is a time for citizens to address the Planning Council on matters that are not specifically on the agenda. Each citizen shall be limited to a total of two (2) minutes time for public comment, or at the discretion of the MPO Chair.
3. Before addressing the Planning Council, each individual must be recognized by the MPO Chair, come and stand before the Council and state their name and address for the record. (All proceedings are taped.)
4. For each Action item on the agenda, the order of business is as follows:
 - MPO Chair introduces the item; asks if formal presentation will be made by staff
 - Staff presentation (optional)
 - MPO Chair requests citizen comment on the item (two minute limit for each citizen)
 - Planning Council questions of staff on the item
 - Planning Council motion on the item
 - Planning Council discussion
 - Final Planning Council comments
 - Planning Council vote on the item
5. Public input on agenda items should be kept as brief as possible, and each citizen shall be limited to two (2) minutes time on each agenda item, subject to time constraints and the discretion of the MPO Chair.
6. During any discussion or presentation, no person may disturb the assembly by interrupting or by any action such as applause or comments. Any side conversations should be moved outside the meeting room. Courtesy shall be given to all speakers.
7. All remarks during the meeting should be germane to the immediate subject.

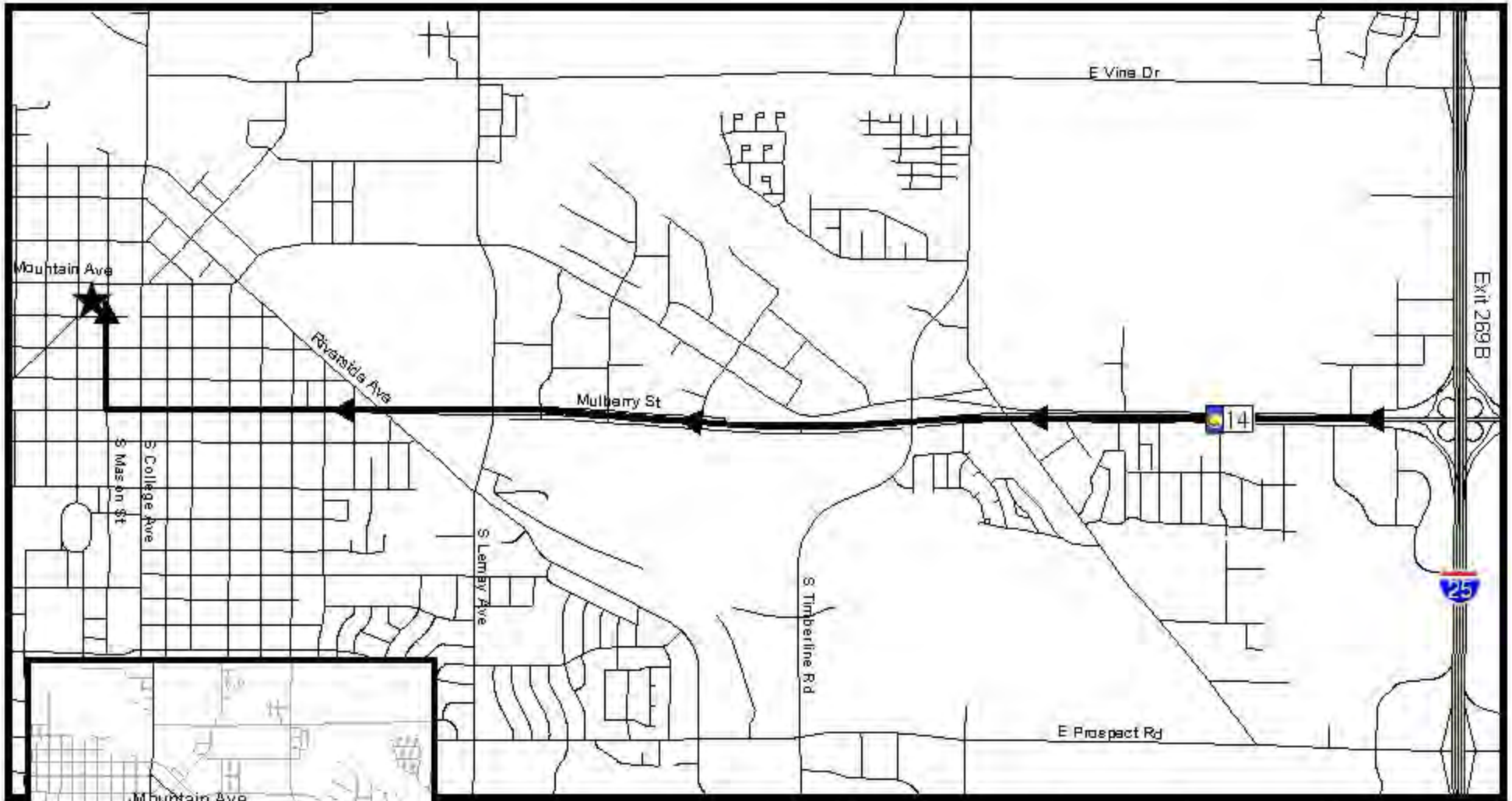
GLOSSARY

1310	State funds for surface transportation
5303 & 5304	FTA program funding for multimodal transportation planning (jointly administered with FHWA) in metropolitan areas and States
5307	FTA program funding for public transportation in Urbanized Areas (i.e. with populations >50,000)
5309	FTA program funding for capital investments
5310	FTA program funding for enhanced mobility of seniors and individuals with disabilities
5311	FTA program funding for rural and small Urban Areas (Non-Urbanized Areas)
5316 (see 5307 or 5311)	FTA program funding for Job Access Reverse Commute (JARC; a pre-MAP-21 program)
5317 (see 5310)	FTA program funding for “New Freedom” (a pre-MAP-21 program)
5326	FTA program funding to define “state of good repair” and set standards for measuring the condition of capital assets
5337	FTA program funding to maintain public transportation in a state of good repair
5339	FTA program funding for buses and bus facilities
3C	Continuing, Comprehensive, and Cooperative
7th Pot	CDOT’s Strategic Investment Program and projects—originally using S.B. 97-01 funds
AASHTO	American Association of State Highway & Transportation Officials
ACP	Access Control Plan
ADA	Americans with Disabilities Act of 1990
ADT	Average Daily Traffic (also see AWD)
AIS	Agenda Item Summary
AMPO	Association of Metropolitan Planning Organizations
APCD	Air Pollution Control Division (of Colorado Department of Public Health & Environment)
AQC	Congestion Mitigation & Air Quality Improvement Program funds (also CMAQ)
AQCC	Air Quality Control Commission (of Colorado)
AQTC	Air Quality Technical Committee
AWD	Average Weekday Traffic (also see ADT)
CAAA	Clean Air Act Amendments of 1990 (federal)
CDOT	Colorado Department of Transportation
CDPHE	Colorado Department of Public Health and Environment
CMAQ	Congestion Mitigation and Air Quality (a FHWA funding program)
CMP	Congestion Management Process
CNG	Compressed Natural Gas
CO	Carbon Monoxide
CPG	Consolidated Planning Grant (combination of FHWA & FTA planning funds)
DOT	(United States) Department of Transportation

DRCOG	Denver Regional Council of Governments
DTD	CDOT Division of Transportation Development
DTR	CDOT Division of Transit & Rail
EIS	Environmental Impact Statement
EPA	Environmental Protection Agency
FASTER	Funding Advancements for Surface Transportation and Economic Recovery (Colorado's S.B. 09-108)
FHWA	Federal Highway Administration
FTA	Federal Transit Administration
FRA	Federal Railroad Administration
FY	Fiscal Year (October - September for federal funds; July to June for state funds)
FFY	Federal Fiscal Year
HOV	High Occupancy Vehicle
HPTE	High-Performance Transportation Enterprise (Colorado)
HTF	Highway Trust Fund (the primary federal funding source for surface transportation)
HUTF	Highway Users Tax Fund (the State's primary funding source for highways)
I&M or I/M	Inspection and Maintenance program (checking emissions of pollutants from vehicles)
ITS	Intelligent Transportation Systems
LRP or LRTP	Long Range Plan or Long Range Transportation Plan
MAP-21	Moving Ahead for Progress in the 21st Century (2012 federal transportation legislation)
MDT	Model Development Team
MOA	Memorandum of Agreement
MOU	Memorandum of Understanding
MPO	Metropolitan Planning Organization
MVEB	Motor Vehicle Emissions Budget
NAA	Non-Attainment Area (for certain air pollutants)
NAAQS	National Ambient Air Quality Standards
NEPA	National Environmental Policy Act
NFRT & AQPC	North Front Range Transportation & Air Quality Planning Council (also NFRMPO)
NFRMPO	North Front Range Metropolitan Planning Organization (also NFRT & AQPC)
NHS	National Highway System
NOx	Nitrogen Oxide
OBD	On-Board Diagnostics (of a vehicle's engine efficiency and exhaust)
O₃	Ozone
PL	Planning (funds)
PPP (also P3)	Public Private Partnership

R4 or R-4	Region 4 of the Colorado Department of Transportation
RAQC	Regional Air Quality Council
RPP	Regional Priority Program (a funding program of the Transportation Commission)
RTP	Regional Transportation Plan
RTP (see TAP)	Recreational Trails Funds - FHWA Environment funds
SAFETEA-LU	Safe, Accountable, Flexible, Efficient Transportation Equity Act: A Legacy for Users (Replaced by MAP-21)
SH	State Highway
SIP	State Implementation Plan (air quality)
SOV	Single Occupant Vehicle
SPR	State Planning and Research (funds)
SRP	State Rail Plan
SRTS (see TAP)	Safe Routes to School (a pre-MAP-21 FHWA funding program)
STAC	State Transportation Advisory Committee
STE (see TAP)	Surface Transportation Program funds (FHWA) for Transportation Enhancement Activities (a pre-MAP-21 FHWA funding program)
STIP	Statewide Transportation Improvement Program
STU	Surface Transportation Metro (a FHWA funding program that is a subset of STP)
STP	Surface Transportation Program (a FHWA funding program)
STP-Metro	Surface Transportation Metro (a FHWA funding program that is a subset of STP)
TAC	Technical Advisory Committee (of the NFRMPO)
TAP	Transportation Alternatives Program (a FHWA funding program)
TAZ	Transportation Analysis Zone (used in travel demand forecasting)
TC	Transportation Commission of Colorado
TDM	Transportation Demand Management
TE	Surface Transportation Program funds for Transportation Enhancement Activities (a pre-MAP-21 FHWA funding program; now see TAP)
TEA-21	Transportation Equity Act for the 21st Century (replaced by MAP-21)
TIP	Transportation Improvement Program
Title VI	Refers to the U.S. Civil Rights Act of 1964, prohibiting discrimination in connection with programs and activities receiving federal financial assistance
TMA	Transportation Management Area (federally-designated place >200,000 population)
TOD	Transit Oriented Development
TPR	Transportation Planning Region (state-designated)
TRAC	Transit & Rail Advisory Committee (for CDOT)
UPWP	Unified Planning Work Program
VMT	Vehicle Miles Traveled
VOC	Volatile Organic Compound

Larimer County Offices Building



Directions from I-25 North Bound

From I-25 take Exit 269B to Highway 14/Mulberry Street.
Go West on Highway 14/Mulberry Street to College Avenue.
Go West 1 block to Mason Street, turn North.
Go 4 blocks North to Mountain Avenue.
Use Mountain Avenue entrance.



February 4, 2016 Council Meeting Minutes

**Meeting Minutes of the
NORTH FRONT RANGE TRANSPORTATION &
AIR QUALITY PLANNING COUNCIL**

**February 4, 2016
6 p.m.
Timnath Administration Building
4800 Goodman Street
Timnath, CO**

Voting Members

Present

Gerry Horak-Chair -Fort Collins
Kevin Ross -Eaton
Jay Schaffer -Evans
Tom Donnelly -Larimer County
Paula Cochran -LaSalle
Don Brookshire -Severance
Paul Steinway -Timnath
Myles Baker -Windsor

Absent

Jan Dowker -Berthoud
Chris Colclasure -CDPHE
Tom Norton -Greeley
Troy Mellon -Johnstown
Joan Shaffer -Loveland
Jordan Jemiola -Milliken
Kathy Gilliland -Trans. Comm.
Sean Conway -Weld County
*No member -Garden City

MPO Staff:

Terri Blackmore, Executive Director; Renae Steffen, Administrative Director; Merry Anne Hood, Financial/Administrative Specialist.

In Attendance:

Dawn Anderson, Jeff Bailey, Leah Browder, April Getchius, Suzette Mallette, Gary Thomas, Martina Wilkinson.

Chair Horak called the MPO Council meeting to order at 6:01 p.m.

PUBLIC COMMENT:

There was no public comment.

APPROVAL OF THE MEETING AGENDA:

The meeting agenda was accepted as presented.

APPROVAL OF THE MINUTES:

*Ross **moved** to approve the February 4, 2016 meeting minutes. The motion was **seconded** and **passed** unanimously.*

Lead Planning Agency for Air Quality Agenda

Chair Horak opened the Air Quality portion of the meeting.

Air Pollution Control Division Report

A written report was provided. Donnelly requested that Colclasure provide more information on the EPA's proposed Clean Power Plan at the March meeting. Horak added that it would be helpful and some point in the future to hear the perspective of Platte River Power and/or Xcel Energy since they will be working with the State of Colorado and providing some the generators for the plan.

Regional Air Quality Council –RAQC

Blackmore briefly reviewed information from the RAQC Meeting January 8, 2016 handout with the Council. Gary Thomas, Larimer County Mobility Council Chair, explained that the Land Use subcommittee spent the majority of the meeting interviewing finalists and making a recommendation for a new subcontractor to manage the Ozone Aware Program. The new contractor will be announced at the February 5th RAQC meeting. The program's objective is to be revitalized by the new management strategy. Horak added that measuring what impact the program's information was having on public behavior was now going to be a major focal point, not just awareness, therefore, the new subcontractor will be required to provide quantifiable data that supports that priority.

Metropolitan Planning Organization (MPO) Agenda

Chair Horak opened the MPO portion of the meeting.

REPORTS:Executive Director Report:

Terri Blackmore, Executive Director, briefly reviewed information from the February 2016 Director's Report handout with the Council. Horak questioned what action could be taken regarding CDOT's requirement that vans be identified two grant years before they can be sold. Blackmore indicated that FTA had informed her that since it is State money they cannot override or change the requirement. Horak requested that Blackmore prepare a letter to CDOT identifying the program and a possible process to address the issue at the March meeting. Donnelly asked if it may be necessary for Blackmore to hire consultants to help with projects until the new planners are in place. Blackmore replied that she may bring in a modeling consultant to provide training to new planners but otherwise it will depend on which planners are actually hired as some already have modeling experience.

Report of the Chair:

Chair Horak addressed the following topics with the Council:

- MSEC-Executive Director Salary Survey –Renae Steffen, Administrative Director, completed a preliminary review of Executive Director salary information provided by Mountain States Employers Council (MSEC) and determined that the data was not completely relevant, therefore, she will complete her own survey of regional MPO Director salaries in the fall in preparation for the next ED Evaluation Process.
- 2016 MPO Council Goals- it was requested that Council members, staff and the public provide suggestions and feedback for potential 2016 goals for a work session at the March 3rd meeting. Brookshire suggested addressing the need for widening CR 74 (Harmony Road) to US 85 due to traffic issues that have increased with new growth and development in the area. Ross added the need for long-range planning on the northern section of CR 49 and the west side of US 85. The Council discussed refining the planning models based on new project development and how proactive planning will help get projects ready for funding as it comes available.
- The FAST Act Summary was provided as a handout and briefly reviewed with the Council who were encouraged to become familiar with the Act and share the Policy Brief with their staff.

Transportation Advisory Committee (TAC):

A written report was provided.

Finance Committee:

Ross reviewed the January 21 Finance Committee Meeting bullet points and minutes with the Council, highlighting that the goal for the MPO lease rate is \$18-\$20 per square foot. Horak mentioned that he and Hedberg would be meeting with Blue Ocean Enterprises' Director of Real Estate on February 8th to review the lease.

ACTION ITEMS:ICMA- Updated Governmental Money Purchase Plan & Trust

Steffen indicated that there was a memo in the packet and the resolution for the updated plan was in the Council handouts. Blackmore added that the update was required to be in compliance with new federal tax laws.

*Brookshire **moved** to approve Resolution 2016-05 approving to Amend and Restate the Money Purchase Plan in the Form of the International City/County Management Association (ICMA) Retirement Corporation Governmental Money Purchase Plan & Trust. The motion was **seconded** and it **passed** unanimously.*

COUNCIL REPORTS:Transportation Commission Report

There was no report.

CDOT Region 4

A written project update was provided to the Council.

North I-25 Coalition

Horak reported the following:

- A presentation was given on the FAST Act
- Johnny Olson, CDOT R4 provided an update on the project to get a temporary lane on I-25 from SH 402 to US 14 that will cost approximately \$192M. A temporary lane will help provide potential revenue data needed to gain support for CDOT or possibly a P3.
- Sandra Solin provided a legislative update from the FIX I-25 Coalition stating it looks like the transportation bill will be dropped in February and TRANS II will pass. The Colorado Contractors Association has been working toward getting a ¾ penny sales tax for transportation on the ballot, but it is not project-specific, has no set sunset, and does not include transit. Horak is not in favor of the sales tax as it is currently defined. Polling showed that although contractors generally favor the sales tax, they would prefer projects.
- The Berthoud Truck Climbing Hill and Crossroads projects will go forward even though CDOT did not receive funding from the Presidential Challenge. Horak confirmed that one of the HUD priorities was to return any money not used by Disaster communities for flood or other repairs back to the respective states originally awarded the funding.

Highway 34 Coalition

Donnelly reported that Olson was planning to initiate a Planning and Environment Linkages (PEL) study on US 37, SH 402, and Crossroads Blvd. which is expected to cost \$2.3M. CDOT wants to use the NFRMPO allocation of RPP money beginning in FY 2016. Over the past four years this funding, which is approximately \$2.8M, has gone to I-25. Olson is expected to attend upcoming meetings with the MPO Council, the Upper Front Range Transportation Planning Region, as well as the local communities, and request a major portion of the \$2.3M needed for the corridor from the 2019 RPP funds. Donnelly noted that the section up to US 287 is complete but there are different levels of work that have been completed along the many sections of the corridor. He suggested the Council consider the proposal and requested that maps and a summary be provided to the Council by Olson prior to the March 3 Council meeting. Blackmore

advised the Council the Highway 34 Coalition would be meeting one week after the MPO's March meeting and would know then if they would be moving forward with the study. Horak suggested that the information also be reviewed by TAC. Brookshire inquired whether mapping done by MPO staff is often a duplicity or overlap of CDOT or other agencies' work. Blackmore replied that there could be some duplication, but she did not believe that CDOT Region 7 has GIS mapping ability.

Host Council Report

Steinway welcomed the Council to the Town of Timnath and introduced April Getchius, Town of Timnath Manager. Together they reported that the town had prioritized the need for improvements on Harmony Road citing the bridge expansion project and widening of East Harmony to four lanes all the way to the railroad tracks. Their next two phases will be widening to Three Bell Parkway, which is currently funded and then ultimately extend to Larimer County Road 1. They may require assistance of Senator Bennet, and possibly others, to acquire the proper approvals from OmniTRAX and the Union Pacific Railroad in order to move that project and the Boxelder floodplain improvement projects forward. A pedestrian underpass will be installed below Harmony Road to improve connectivity to Old Town and the City Windsor. The Poudre River Trail is now completed around Walmart and through the River Bend property near Harmony. The trail will be wider near Brunner Farm heading toward Greeley. There will also be a bridge connection to Fort Collins. Poudre River Trailhead improvements will be made at Gateway Pond and along the river as they continue to do their part to get the trail completed in the next four years. Timnath will be breaking ground soon on their new fire station which will have a full-time paid staff that will serve others around the region as well.

Windsor- Baker reported that Windsor is working with the City of Fort Collins on the I-25 and the SH 392 Interchange. The Windsor Recreation Center expansion is scheduled to open in August and the City will also be constructing a new Public Works building, which will be paid for with cash. Elections will be in April and there will be 3 new board seats as well as a new mayor.

Fort Collins- Horak informed the Council that the Mulberry Bridge is complete but will have some landscaping enhancements that will begin sometime over the next few months. The Woodward Governor campus is nearly complete and staff will begin moving in sometime in March. Lincoln Avenue from Lemay Avenue over the Poudre River all the way to the railroad tracks near Old Town Fort Collins will be improved. It includes bridge widening and some other improvements to help with pedestrian, bike and truck traffic and overall connectivity to businesses such as the breweries there. The project will take approximately 18 months.

Eaton- Ross reported that Eaton is setting aside budget money to add a traffic light to the intersection at CR 76 and US 85 as they have had several fatalities and multiple accidents there because the road is too close to the railroad tracks. Ross and Horak met with Ray Friedlob and Michael Fitzsimmons who requested MPO/local community funding for them to act as federal lobbyists for I-25 at a cost of \$15,000 per month. The services could not be paid for with federal funds. The Finance Committee did not feel it was an appropriate use of funds so they did not choose to bring it to the Council for approval. Some individual communities have chosen to contract with a state lobbyist on their own.

Evans- Schaffer announced on behalf of Mayor Morris, that in support of local workforce initiatives, Evans City Council voted to donate \$21,000 (which allows for seven scholarships) to the Weld County Bright Futures Grant Program which was established by Weld County commissioners in 2015; Evans is the first municipality in the county to invest in Bright Futures. High School Graduates, GED recipients and honorably discharged U.S Veterans are eligible for \$3,000 per year for up to four years to help with on-going educational expenses. Mayor Morris is challenging other Weld County communities to donate also.

Timnath- Steinway questioned if the Council had an interest in air transportation since the Fort Collins-Loveland airport had recently been awarded with a new modern control tower that uses cameras and radar and control aircraft and there will soon be new commercial service there. Horak replied that it would be appropriate for both the Fort Collins- Loveland airport and the Greeley airport. He requested that information on the funding needs, the new air traffic control and other information be presented to the Council. He would welcome having a presentation on an upcoming Council meeting agenda.

MEETING WRAP-UP:

Final Public Comment:

There was no comment.

Next Month's Agenda Topic Suggestions:

No topics were suggested.

The meeting was adjourned at 7:10 p.m.

Meeting minutes submitted by: Renae Steffen, MPO Staff

Air Pollution Control Division Report: March 2016

Monthly Report from CDPHE to the North Front Range Transportation and Air Quality Planning Council

March 2016

The Air Quality Control Commission:

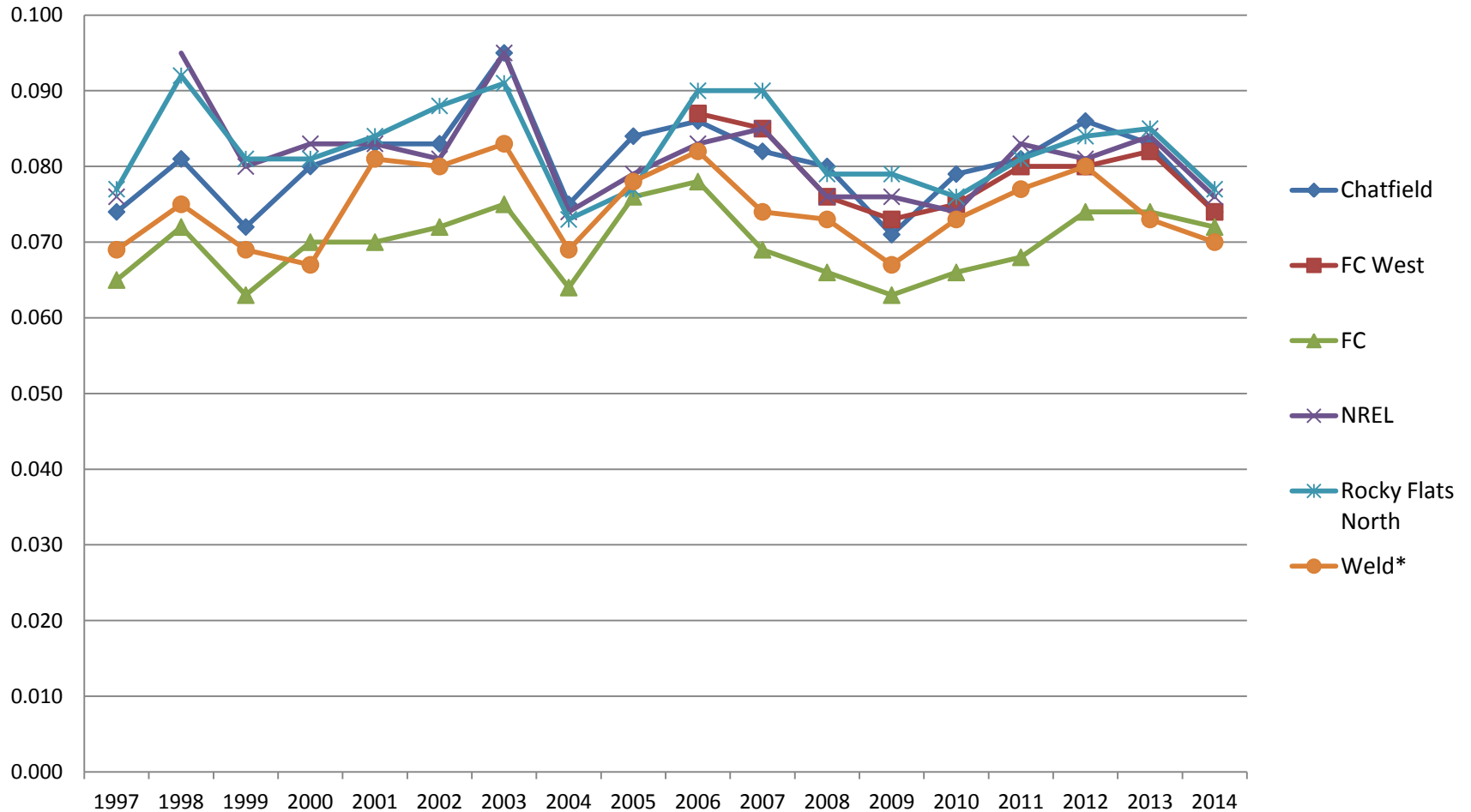
- The Colorado Air Quality Control Commission met on February 18.
- The Commission approved the conformity determination for DRCOG's 2040 Fiscally Constrained Regional Transportation Plan 2015 Cycle 2 Amendments.
- The Commission adopted revisions to the definition of "Routine Conformity Determination" in Regulation Number 10, Section II. This revision will allow the Division to concur on certain conformity determinations presently brought to the Commission for consideration.
- The Commission will hold an adjudicatory hearing on April 21, 2016, regarding Compliance Orders and Assessments of Civil Penalties issued to two ethanol producers.

The Air Pollution Control Division:

- The Division briefed the Commission and stakeholders about the Supreme Court's stay of EPA's Clean Power Plan.
- The Division continues to evaluate the impact on ambient ozone concentrations of ozone that occurs naturally or is transported into Colorado from other jurisdictions. As part of this effort, the Division attended an EPA workshop on background ozone in Phoenix, AZ, February 24-25. Slides will be provided separately.
- The Division is beginning to prepare a recommendation regarding areas of Colorado to designate as Attainment, Nonattainment, or Unclassifiable for the 2015 National Ambient Air Quality Standard for ozone. CDPHE must submit a recommendation to EPA in October 2016.
- The Governor received notice from EPA Region 8 that it intends to designate Morgan and El Paso Counties as Unclassifiable for the 2010 National Ambient Air Quality Standard for sulfur dioxide (SO₂). EPA must finalize designations for the areas surrounding the Pawnee and Martin Drake power plants by July 2, 2016, and must make subsequent designations for the areas around these and certain other power plants by either December 31, 2017 or December 31, 2020. The Division anticipates that the boundaries of such areas will not be larger than the counties where the power plants are located.



8-hour Ozone Concentrations (4th Maximum)

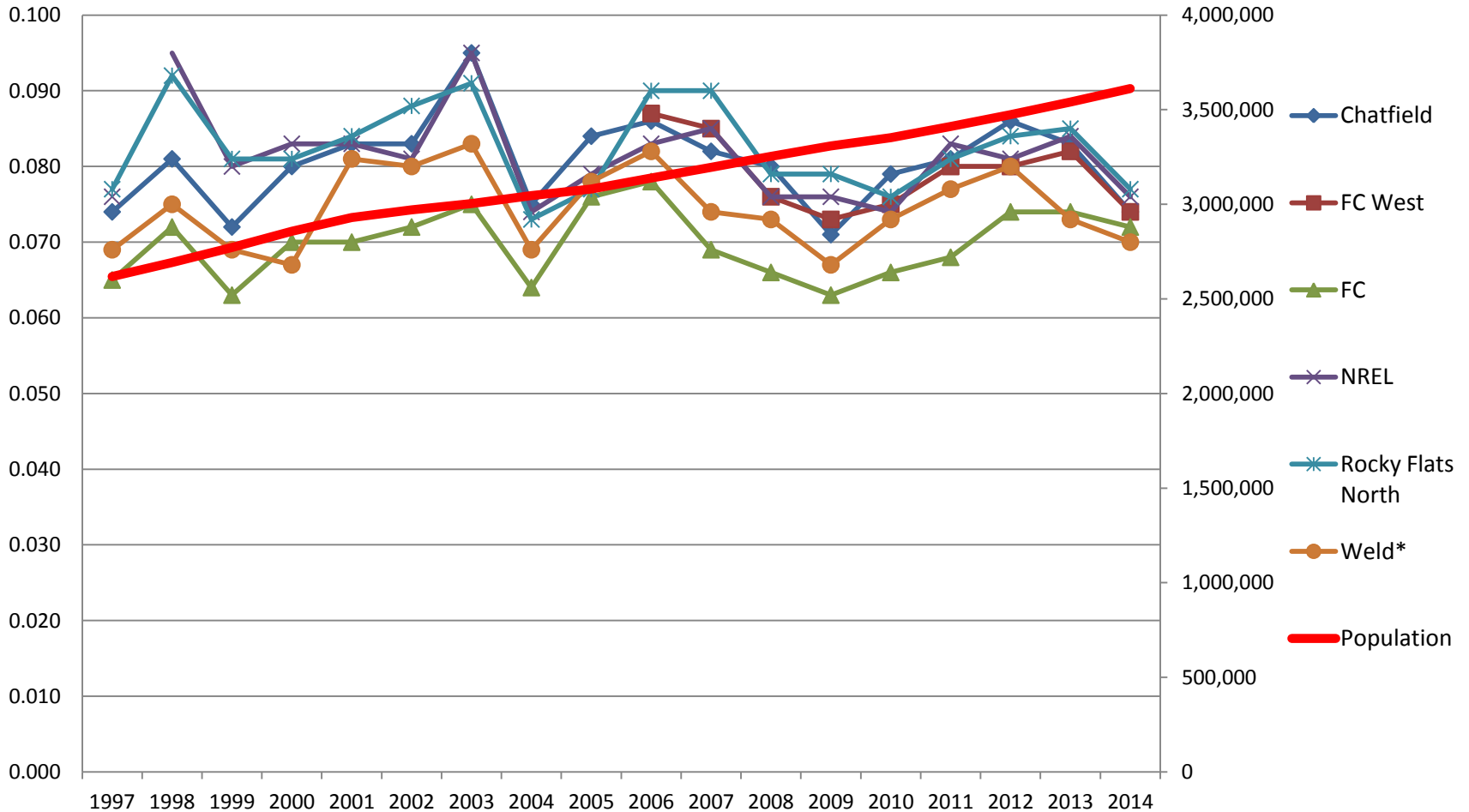


Source: Air Pollution Control Division

*Weld monitor at 811 15th Ave. in 1997-2001;
3101 35th Ave. in 2002-2014



8-hour Ozone Concentrations (4th Maximum) vs. NAA Population



Source: Air Pollution Control Division

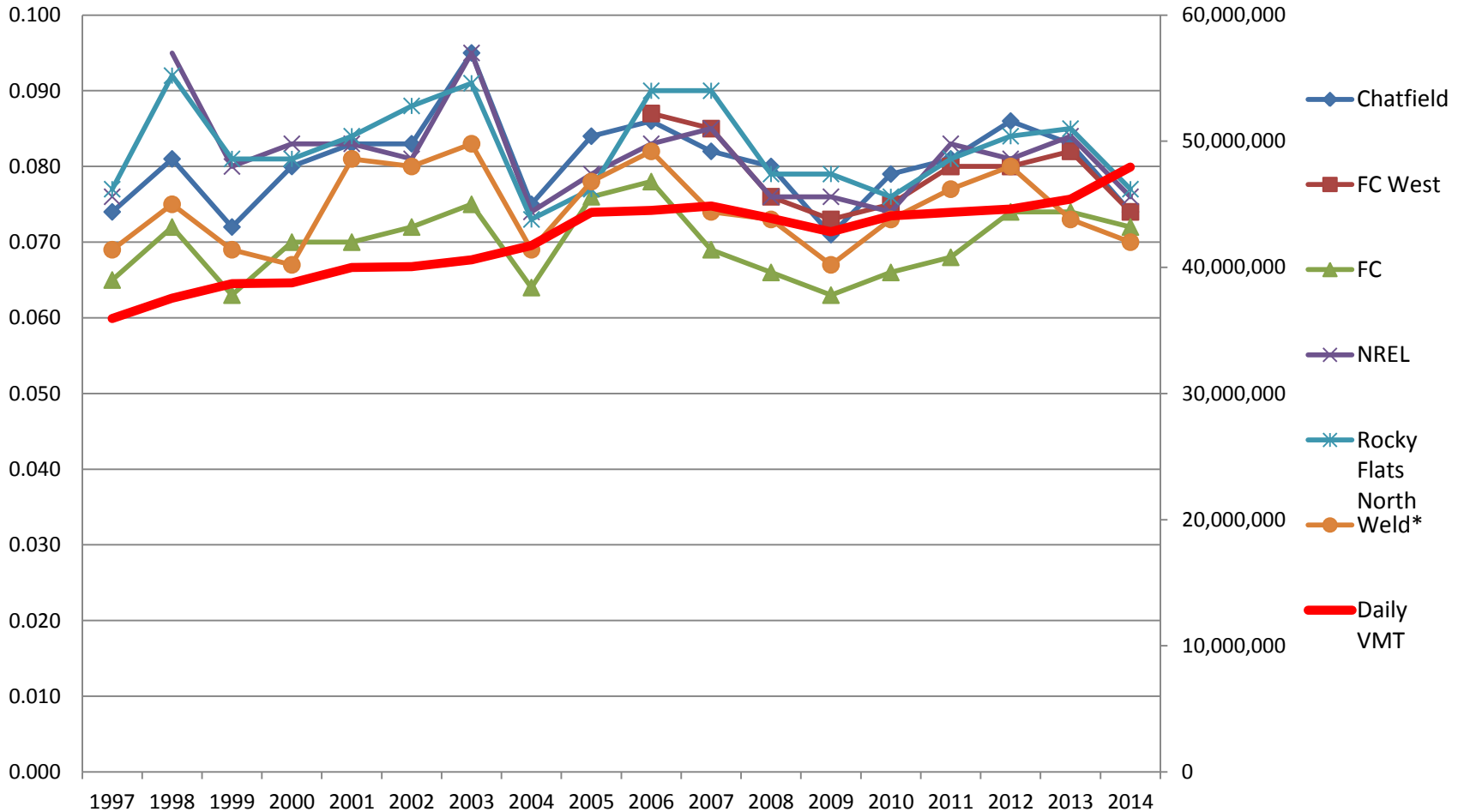
*Weld monitor at 811 15th Ave. in 1997-2001;
3101 35th Ave. in 2002-2014

Population Data: State Demography Office



COLORADO
Department of Public
Health & Environment

8-hour Ozone Concentrations (4th Maximum) vs. NAA Daily VMT *Colorado highways only (county/city roads not included)



Source: Air Pollution Control Division

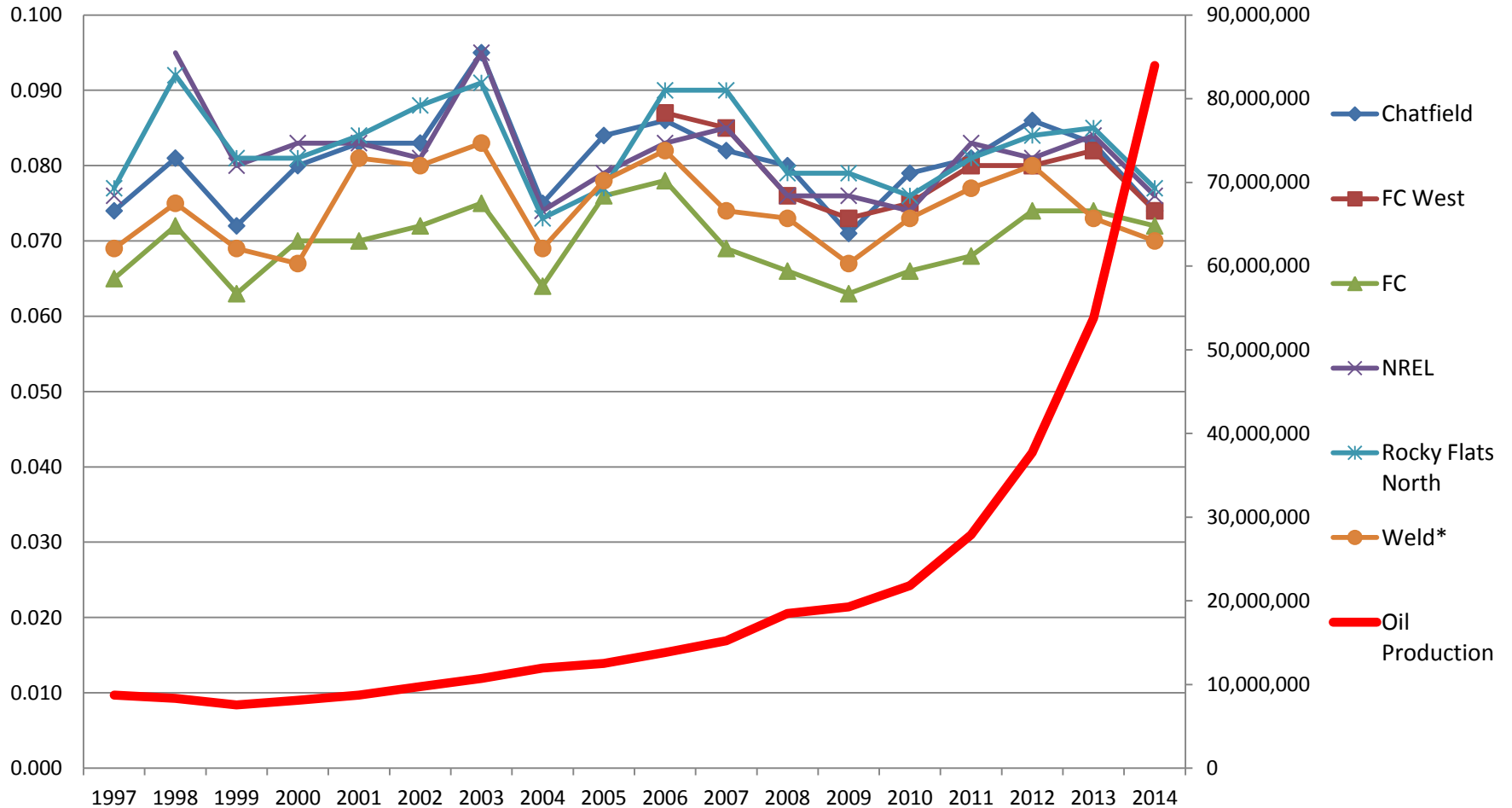
*Weld monitor at 811 15th Ave. in 1997-2001;
3101 35th Ave. in 2002-2014

VMT Data: Colorado Department of Transportation



COLORADO
Department of Public
Health & Environment

8-hour Ozone Concentrations (4th Maximum) vs. NAA Oil Production (BBL/yr)



Source: Air Pollution Control Division

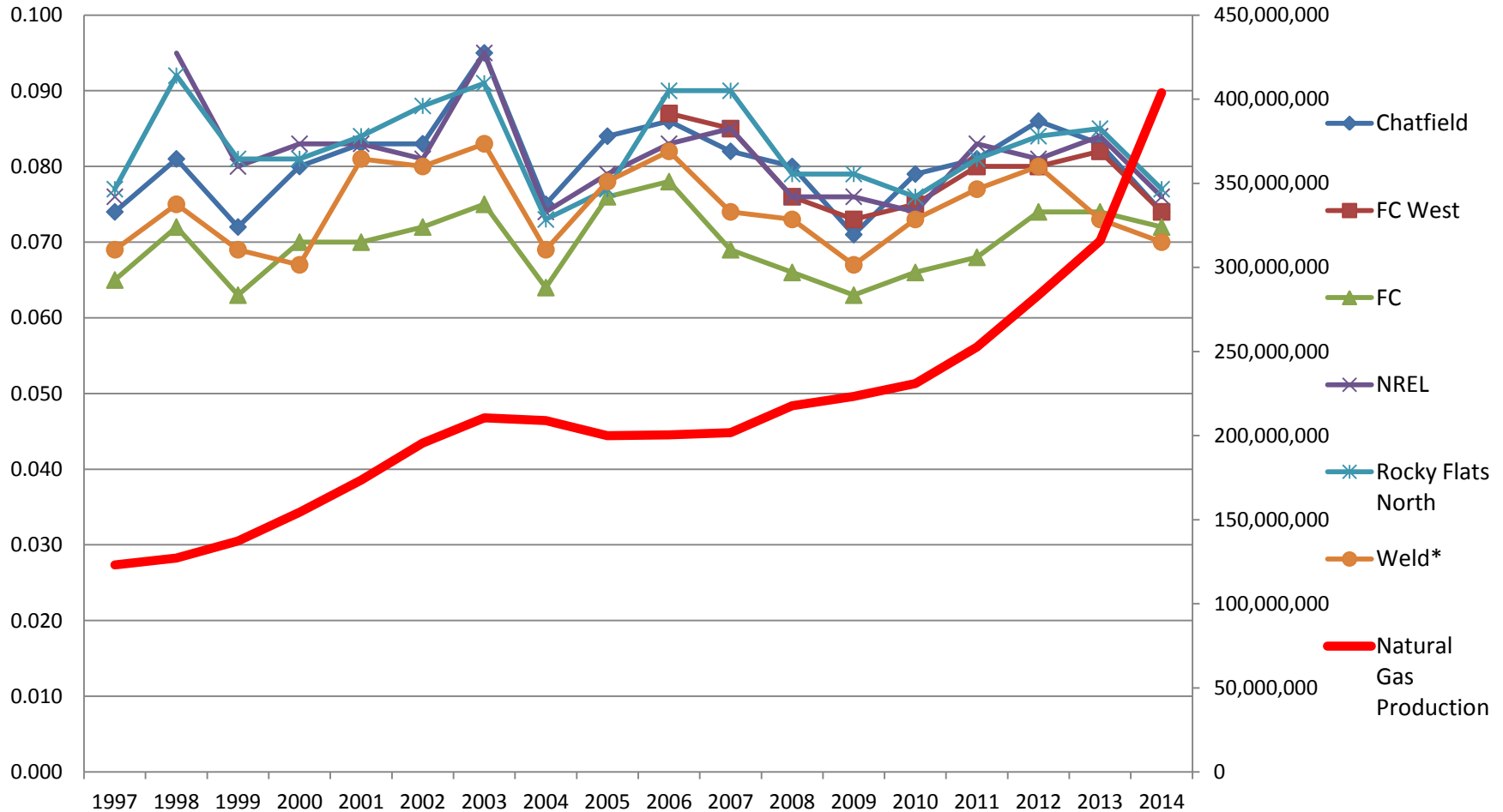
Oil Production Data: Colorado Oil & Gas Conservation Commission

*Weld monitor at 811 15th Ave. in 1997-2001;
3101 35th Ave. in 2002-2014



COLORADO
Department of Public
Health & Environment

8-hour Ozone Concentrations (4th Maximum) vs. NAA Natural Gas Production (MCF/yr)



Source: Air Pollution Control Division

*Weld monitor at 811 15th Ave. in 1997-2001;
3101 35th Ave. in 2002-2014

Natural Gas Data: Colorado Oil & Gas Conservation Commission



COLORADO
Department of Public Health & Environment



Clean Power Plan Update

A presentation to the Colorado Air Quality Control Commission

February 18, 2016

Chris Colclasure
Planning and Policy Program Manager
Air Pollution Control Division



COLORADO
Department of Public
Health & Environment

Overview

- Supreme Court order staying Clean Power Plan
- Colorado's affected EGUs
- Stakeholder input received to date



Order Staying Clean Power Plan

- Supreme Court stayed CPP on Feb. 9
- 5-4 decision, rationale not stated
- Not a ruling on the merits
- D.C. Circuit panel decision ~ Fall 2016
- Parties may seek review by full D.C. Circuit or appeal directly to Supreme Court
- Supreme Court decision ~ 2017-2019



Impact of Stay

- No September 2016 initial submittal
- CPP deadlines and requirements uncertain
- Climate change remains a critical issue
- CDPHE will continue planning in a measured way to reduce power sector CO₂ emissions
- Prudent to put Colorado in best position given uncertainty
- CDPHE is identifying actions that have benefits regardless of litigation outcome



Potential CDPHE Actions During Stay

- Revise public meeting schedule & topics
- Model emission reduction options
 - Develop baseline and select tool(s)
 - Compile and analyze responses to Feb. 5 information request
- Proceed with state Climate Plan
- Work with stakeholders to ID other actions
- Not drafting full state plan

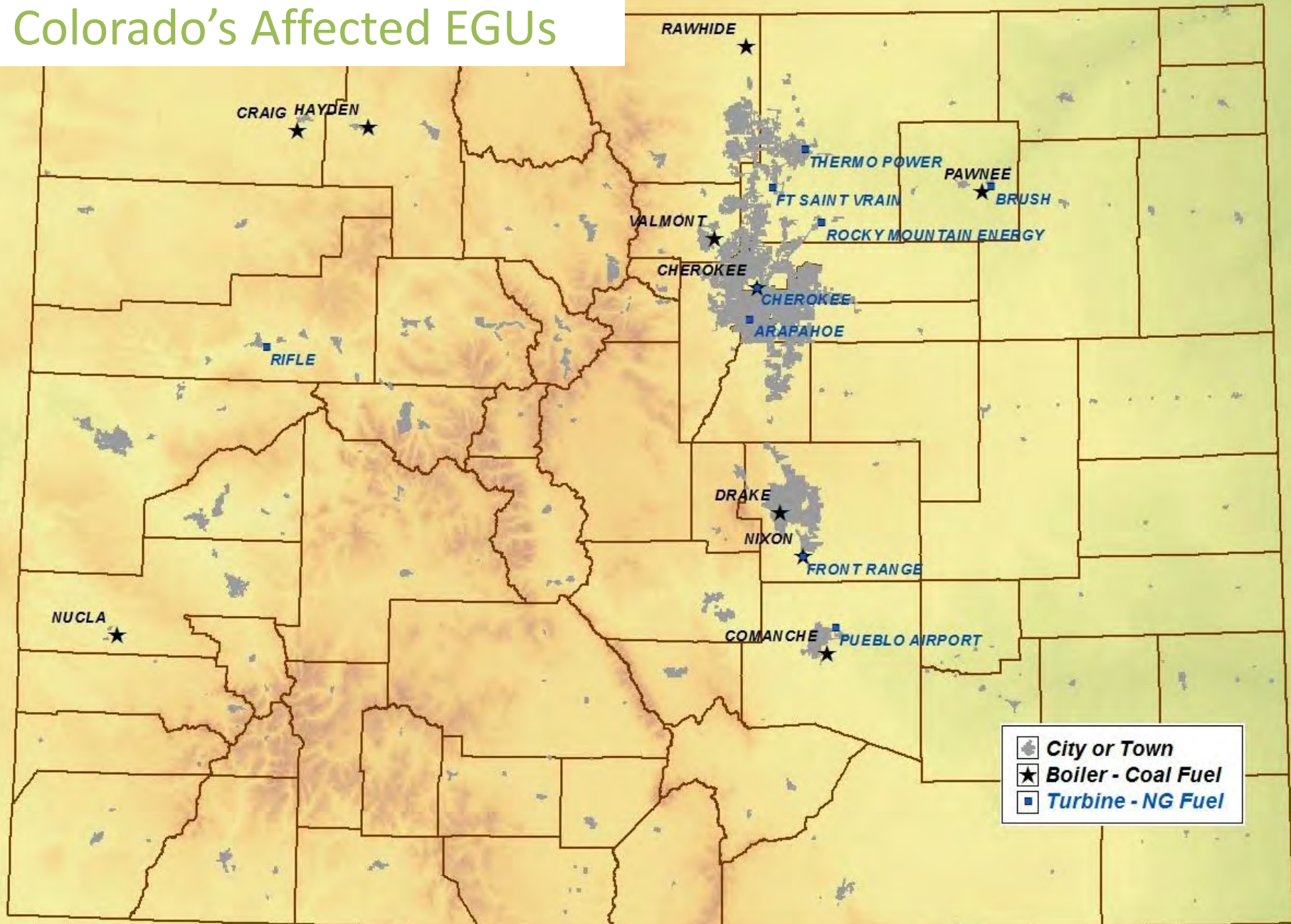


What is a CPP Affected Unit?

- A steam generating unit, integrated gasification combined cycle (IGCC) or stationary combustion turbine that commenced construction on or before January 8, 2014, that meets the following applicability criteria:
 - Serves a generator(s) connected to a utility power distribution system with a nameplate capacity > 25 MW (net)
 - Has a design heat input capacity >250 MMBtu/hr of fossil fuel (alone or in combination)
 - Is a stationary combustion turbine that meets the definition of either a combined cycle or combined heat and power combustion turbine



Colorado's Affected EGUs



Affected Electric Generating Units: Coal-fired Boilers

Plant Name	Unit ID	Unit In Service Year	Summer Capacity (MW)	2014 Plant % of Affected EGU Generation	2014 Net Generation (MWh)	2014 Unit % of Affected EGU Generation	2014 Capacity Factor	2014 CO2 Emissions (tons)	2014 % of Affected EGU CO2 Emissions	Notes
Arapahoe	3	1951	35							Retired in 2013
	4	1955	109							Retired in 2013
Cherokee	1	1957	107	7.3%	1,156,455	2.8%	86.9%	1,210,943	3.0%	Retired in 2012 Retired in 2015 NG Peaker end of 2017
	3	1962	152							
	4	1968	352							
Comanche	1	1973	325	19.8%	1,924,289	4.6%	67.6%	1,969,837	4.8%	
	2	1975	335							
	3	2010	766							
Craig	1	1980	428	22.2%	2,643,814	6.3%	70.5%	3,013,854	7.4%	
	2	1979	428							
	3	1984	448							
Hayden	1	1965	184	7.5%	1,344,752	3.2%	83.4%	1,714,639	4.2%	
	2	1976	262							
Martin Drake	5	1962	46	2.8%	105,043	0.3%	26.1%	128,601	0.3%	Retiring end of 2017 Retiring by 2035 Retiring by 2035
	6	1968	77							
	7	1974	131							
Nucla	ST4	1991	64	0.7%	285,824	0.7%	51.0%	380,393	0.9%	
Pawnee	1	1981	505	6.5%	2,704,998	6.5%	61.1%	3,367,395	8.2%	
Rawhide	1	1984	278	5.2%	2,167,445	5.2%	89.0%	2,362,195	5.8%	
Ray D Nixon	1	1980	208	3.2%	1,328,386	3.2%	72.9%	1,530,192	3.7%	
Valmont	5	1964	184	2.5%	1,047,943	2.5%	65.0%	1,213,521	3.0%	Retiring end of 2017

TOTALS: 5,424 78% 32,507,549 78% 68% 36,514,655 89%

TOTALS (excl. Arap., Cher. & Val.): 4,485 68% 28,384,232 68% 72% 31,717,316 78%



Affected Electric Generating Units: Natural Gas-fired Combined Cycle (NGCC) Turbines

Plant Name	Unit ID	Unit In Service Year	Summer Capacity (MW)	2014 Plant % of Affected EGU Generation	2014 Net Generation (MWh)	2014 Unit % of Affected EGU Generation	2014 Capacity Factor	Adjusted 2014 CO2 Emissions (tons)	2014 % of Affected EGU CO2 Emissions	Notes
Arapahoe Combustion Turbines	CT5	2000	39	0.5%	69,810	0.2%	20.4%	37,558	0.1%	
	CT6	2000	39		69,810	0.2%	20.4%	37,558	0.1%	
	ST7	2000	45		53,339	0.1%	13.5%	28,696	0.1%	
Brush Generation	CT1	1990	25	0.2%	8,308	0.02%	3.8%	2,518	0.01%	
	ST1	1990	30		5,471	0.01%	2.1%	633	0.00%	
	CT3	1994	32		10,634	0.03%	3.8%	3,223	0.01%	
	ST2	1994	40		7,294	0.02%	2.1%	2,211	0.01%	
	CT4	1999	25		8,308	0.02%	3.8%	2,518	0.01%	
	CT5	1999	25		8,308	0.02%	3.8%	2,518	0.01%	
Cherokee Turbines	CT5	2015	173	0.0%	-	0.0%	0.0%	-	0.0%	
	CT6	2015	173		-	0.0%	0.0%	-	0.0%	
	ST7	2015	241		-	0.0%	0.0%	-	0.0%	
Fort St Vrain	ST1	1998	301	8.8%	1,393,847	3.3%	52.9%	632,459	1.5%	
	CT2	1996	123		746,507	1.8%	69.3%	338,728	0.8%	
	CT3	1999	128		776,853	1.9%	69.3%	352,498	0.9%	
	CT4	2001	128		776,853	1.9%	69.3%	352,498	0.9%	
Front Range Power	CT1	2003	132	4.3%	588,653	1.4%	50.9%	278,331	0.7%	
	CT2	2003	133		593,112	1.4%	50.9%	280,440	0.7%	
	ST1	2003	196		621,031	1.5%	36.2%	293,641	0.7%	
Pueblo Airport Generating Station	CT4	2012	40	2.8%	234,170	0.6%	66.8%	107,446	0.3%	
	ST1	2012	20		122,096	0.3%	69.7%	56,022	0.1%	
	CT5	2012	40		234,170	0.6%	66.8%	107,446	0.3%	
	ST2	2012	20		122,096	0.3%	69.7%	56,022	0.1%	
	CT6	2012	40		234,170	0.6%	66.8%	107,446	0.3%	
	CT7	2012	40		234,170	0.6%	66.8%	107,446	0.3%	
Rifle Generation Station	ST1	1987	21	0.01%	3,603	0.0%	2.0%	1,409	0.0%	
Rocky Mountain Energy Center	CT1	2004	145	5.9%	741,297	1.8%	58.4%	338,500	0.8%	
	CT2	2004	145		741,297	1.8%	58.4%	338,500	0.8%	
	ST1	2004	290		970,201	2.3%	38.2%	443,025	1.1%	
Thermo Power & Electric	CT1	1988	30	0.0%	-	0.0%	0.0%	-	0.0%	Retired in 2013
	CT2	1988	30		-	0.0%	0.0%	-	0.0%	Retired in 2013
	ST1	1988	8		-	0.0%	0.0%	-	0.0%	Retired in 2013

TOTALS (excludes Thermo Power): **2,920** 22% **9,391,819** 22% **36.7%** **4,314,262** 11%



Statewide Electric Generation: All Sources

Generation Type	2014 Net Generation (MWh)	Percent of Net Generation
Affected Units: Coal-fired Boilers	32,507,549	60.3%
Affected Units: Natural Gas-fired Combined Cycle Turbines	9,391,819	17.4%
Wind	7,368,614	13.7%
Other Turbines - All Fuels	2,247,933	4.2%
Hydro	1,769,801	3.3%
Other Boilers - All Fuels	287,635	0.5%
Solar	253,065	0.5%
Engines	119,501	0.2%
Other	4,488	0.0%
Total Statewide Net Generation:	53,950,404	100%

Stakeholder Input: Public Meetings

- Past Public Meetings
 - 9/25/15: Denver
 - 11/9/15: Durango
 - 1/14/16: Commerce City
 - 1/27/16: Brush
- Upcoming Public Meetings
 - 2/22/16: Denver - still on
 - 3/23/16: Pueblo - TBD
 - 04/12/16: Craig - TBD



Related Public Meetings

- 10/23/15: CEO efficiency workshop
 - More meetings being planned
- 12/10/15: PUC Commissioners' Information Meeting



Stakeholder Input: Comments Received

- 96 individual comments
 - Oral and written comments during public meetings
 - Individual emails
- ~ 500 comments via mass email campaigns in general support of CPP



Stakeholder Input: Public Comment Themes

- Colorado should adopt a strong state plan to reduce climate change and improve health and the environment.
- Go beyond the goals for carbon reduction in the CPP.
- Colorado should oppose EPA's Clean Power Plan.
- Colorado should collaborate with all parties and the public.
- Colorado should reach out to low income and rural communities.
- Consider the economic impact on rate payers and consumers.



Stakeholder Input: Public Comment Themes (cont.)

- Consider reliability of electrical grid.
- Colorado has already made significant reductions and is on track to meet its goal.
- Consider the potential for job losses and job gains.
- Rely more on renewable energy, less on fossil fuels.
- Incorporate demand side management and energy efficiency practices.
- Utilize more solar and more distributed energy systems.

Questions?



Regional Air Quality Council (RAQC) Report: November 2015

Regional Air Quality Council Report (RAQC)

February 5, 2016 Meeting

RAQC has hired a new marketing and public outreach firm. Attached below is a brief summary of what Webb Strategic Communications and their partners will be doing related to OzoneAware.

- Strategic and tactical campaign planning, development and implementation specifically related to research, messaging, creative, website development, social media, public relations and stakeholder/community outreach
- Content development and management for online, digital, advertising and print materials
- Creative and digital production and design
- Media planning, negotiation, and buying
- Design and implementation of a quantitative survey instrument
- Conduct small focus groups

The RAQC Alternative Transportation- Land Use – Pricing – Outreach Subcommittee met on February 5 immediately following the RAQC meeting.

- A presentation was made on what was a regulatory “standard” and what was “not a standard” for increasing the use of non-gas powered commercial lawn and garden equipment. The subcommittee members discussed this issue, voicing concerns around legal limitations, administrative burden, and interference with Colorado’s Home Rule governance structure. Based on the discussion, the subcommittee members are not in favor of pursuing a regulatory approach to increasing the use of non-gas powered commercial lawn and garden equipment.
- The Subcommittee agreed on a voluntary approach to increasing the use of non-gas powered commercial lawn and garden equipment.

Executive Director Report: March 2016

March 2016 Director's Report

Fix N I-25

- The Subcommittee met on February 5 to identify funding for N I-25 that can be used to match and payback a TIFIA loan or match Freight/Regional Corridor federal funding.
- Region 4 will provide a gap funding analysis and funding options including regional, state, FAST act and local funding.
- Region 4's top priorities are the Poudre River Bridge (\$35 M) and the RR Bridge (\$25). They are both at 30% design.
- To apply for a TIFIA loan, the I-25 improvements need a Level III Tolling and Revenue Study (an investment level analysis).
- The NFRMPO staff are updating the Funding Options report to reflect FAST – the new federal transportation legislation.

NFRMPO Audit

- The firm Anton, Collins, Mitchell will be completing the audit and will be in the NFRMPO offices March 14-19.

VanGo™

- MPO/VanGo™ staff are working with FTA and Transfort to identify a process that allows the sale of FTA funded vans without having to return 80% of the funding. VanGo™ may not be able to purchase vans with the 2015 FASTER funds because CDOT requires that the exact vans be identified in the grant two years prior to the sale and purchase. FTA only requires that the vans being replaced meet a time or mileage requirement.
- The MPO is working to update an IGA with the City of Fort Collins for the maintenance of the VanGo™ vehicles. This was identified by the FTA during the Triennial review although not a finding.
- The MPO/VanGo™ sent a letter to CDOT on February 19 to request the ability to replace vans meeting the FTA requirements of 100K miles or 4 years old instead of providing the VINs in the scope of work.

Mobility Committees

- The Larimer County Mobility Committee met on February 18 and the Committee will be examining membership, goals and purpose.
- A new Rider's Guide has been developed and is available at http://nfrmpo.org/Files/Riders_Guide_for_Website.pdf

NFRMPO Staff Changes

- The NFRMPO hired two new planners, Medora Kealy and Jenna Levin, in early February and they start on March 8 and March 14.
- The VanGo™ program has a temporary part-time employee assisting the program while the number of positions needed is evaluated.

Plans kicked off for update or development

- The Transportation Team has initiated the development of the Freight Northern Colorado Plan and the Non-motorized Plan which will update the Regional Bike Plan and add pedestrian facilities

NFRMPO Documents available electronically or as paper copies

- To assist with public outreach, staff has designed and printed the following documents:
 - NFRMPO and VanGo™ Brochures
 - Annual Report
 - Mobility Postcards
- Any Planning Council member who would like extra copies of any of the documents should contact me at tblackmore@nfrmpo.org or pick them up at the Planning Council meeting

APA Legislative Update

- The following bill updates are as of February 15:
- HB1008 – Roadway Shoulder Access for Buses was introduced in the Senate and assigned to Transportation – requires CDOT to consult with CSP before designating a shoulder for bus use
- HB1018 – Transportation Advisory Committee Procedures had its second reading in Senate and passed with no amendments - provides STAC ability to provide advice and comments directly to Transportation Commission
- HB1031 – Modify Transportation Commission Membership – referred to Transportation & Energy, refer amended to Appropriations – study 11 districts to determine whether the number boundaries should be modified
- HB1067 – Regional Transportation Authority Mill Levy – referred to Local Government and referred unamended to Committee of the Whole – extends the authorization to 2029
- HB1138 – General Fund Transfers for State Infrastructure – assigned to State, Veterans & Military Affairs – adds another year of transfers to the capital construction fund and the Highway Users Trust Fund (HUTF)
- HB1169 – Ute Representatives for Transportation Advisory Committee – referred to Transportation & Energy, referred unamended to Committee of the Whole – provides representation for the Ute tribe
- HB1172 – CDOT Efficiency and Accountability Committee – referred to Transportation & Energy, referred unamended to Committee of the Whole – reestablishes the efficiency and accountability committee and expands membership to include 4 state legislators and representatives of counties, municipalities and nonpartisan good governance organizations
- HB1186 – MAP21 Rail Fixed Guideway Safety Fund Grant Match – assigned to Transportation & Energy – directs state treasurer to transfer first \$150K from public utilities to the Colorado public utilities commission's fixed utility fund to meet Colorado's grant match obligation
- HB1205 – Motorcycle lane-splitting – assigned to Transportation & Energy – allows motorcycles to drive between cars when traffic is moving less than 5 mph
- SB11 – Terminate use of FASTER fee revenue for Transit – assigned to Transportation & Energy – repeals requirement for transit related uses
- SB087 – Highway-rail Crossing Signalization Fund Funding – assigned to Senate Committee on Transportation, referred unamended to Appropriations
- SB100 – County Road & Bridge Tax Reduction Requirement – assigned to Senate Transportation - no explanation provided
- Free Access to High Occupancy Vehicle Lanes – assigned to Transportation – prohibits CDOT or HPTE from requiring a vehicle owner to use a switchable transponder

COMMITTEE REPORT: Mobility- March 2016

NEED A RIDE?

Find Northern Colorado Transit Services Info @ noco.findmyride.info

noco.findmyride.info



Mobility Coordination

In the North Front Range MPO



Senior Driving Issues

Seniors met on January 25th at the Silverleaf Apartments in Loveland for a Drive Smart event to discuss issues and concerns they have about staying active and mobile in Northern Colorado. Major issues for the group included:

- Night driving due to vision issues and comfortableness;
- Worries about other drivers being too aggressive, especially on congested roads; and
- Hard-to-see lane markings and signs.

As a result, many of the drivers no longer feel comfortable to drive. Additionally, attendees were interested in educational opportunities to refresh themselves on rules of the road.



NFRMPO Online Rider's Guide Report

The NFRMPO Online Rider's Guide has had 215 visitors since January 1. More than 90 percent of visitors are new to the site. Continuing to advertise and promote will increase visitors, helping additional riders improve their mobility. The print version will be finalized and distributed throughout Spring 2016.

Travel Trainings

A joint effort between the Chilson Senior Center, Transfort, COLT and the City of Loveland provides seniors in Berthoud, Loveland, and Fort Collins to learn to ride the bus. Trainees ride COLT buses from Chilson to the FLEX, transfer to the MAX bus, and eat lunch at Enzo's in downtown Fort Collins. Class is free, and an all-inclusive lunch costs \$15. Registration is required. *More info: 970-962-2783*

Larimer County Mobility Council
Third Thursday every other month
1:30 p.m. – 3:00 p.m.
NFRMPO Offices

Weld County Mobility Council
Fourth Tuesday every other month
1:30 p.m. – 3:00 p.m.
Greeley Chamber of Commerce



For additional meeting details including agendas, notes & meeting location, visit www.nfrmpo.org



Mobility Management Funding

The NFRMPO Mobility Coordination Program is funded with Federal Transit Administration (FTA) Section 5310 funds.

NFRMPO mobility coordination program activities are centered on education and cooperative resource sharing in order to utilize existing transportation dollars in

the most efficient way possible. Examples include travel training, cooperative research, public forums, program implementation, FTA grant administration and public education.

Funding for the program is sought through a competitive grant process and has been secured through 2016.

Larimer County Mobility Council

- ARC of Larimer County
- Berthoud Area Transportation Services - BATS
- Dial-A-Ride Advisory Committee - DARTAC
- City of Fort Collins Transfort
- City of Loveland Transit - COLT
- CO Division of Vocational Rehabilitation
- Columbine Healthcare Systems
- Senior Alternatives in Transportation - SAINT
- Foothills Gateway
- Larimer Center for Mental Health
- Larimer County Dept. of Health & Environment
- Larimer County Office on Aging
- Larimer County Workforce
- Loveland Disability Advisory Commission

Weld County Mobility Council

- Colorado Department of Labor and Employment
- Connections for Independent Living
- Envision
- Greeley Center for Independence
- Greeley-Evans Transit GET
- North Range Behavioral Health
- Senior Resource Services
- Sunrise Community Health
- United Way of Weld County
- Weld Advocacy Network on Disabilities WAND

COMMITTEE REPORT: Finance – February 18, 2016

Finance Committee Report

- Finance Committee met on February 18, 2016
- 4th quarter unaudited financial statements were reviewed.
- Some adjustments to the statements were noted.
- The Finance Committee recommends that the Council accepted the amended 4th quarter unaudited financial statements.
- The year end investment report was reviewed.
- Staff noted, based on the FY 2016 budget, the MPO operating reserve could be fully funded within the next two years.
- When the Reserve Policy was adopted, it was estimated it could take more than four years to fully fund the reserve.
- Some of the member entities, are needing budget amendments to pay their entire 2016 local match. Therefore they will be unable to meet the March deadline established by council.
- The Finance Committee is recommending that all members pay the current budgeted amount immediately and any additional amounts be paid by April 30th.
- Gerry Horak and staff continue with negotiations for the office lease.

Meeting Minutes of the
Finance Committee of the North Front Range Transportation & Air Quality Planning Council

February 18, 2016

7:45 a.m.

Egg & I

1205 Main Street

Windsor, CO

Members Present

Kevin Ross

Paula Cochrane

MPO Staff Present

Terri Blackmore

Crystal Hedberg

Guests Present

Gerry Horak

Approval of Minutes:

The minutes of the January 22, 2015 meeting were approved

4th Quarter Unaudited Financial Statements and investment report.

The 4th quarter unaudited financial statements were reviewed. It was noted that the Combined Balance Sheet was not in balance. Staff will correct the error. It was noted that the 2015 §5307 and §5339 funds exchanged with Fort Collins for sales tax dollars were not accounted for in the Statement of Revenue, Expenditures and Changes in Fund Balance. This amount will be accrued. Cochrane moved to accept the 4th quarter unaudited financial statements as amended.

While reviewing the investment report, staff noted that based on the FY 2016 budget and the current year end reserves, it should take no more than two years to completely fund the MPO operating reserve. At the time the Operating Reserve policy was adopted, it was estimated it would take a little over four years to fund.

Office Lease

Gerry Horak and Crystal Hedberg met with Blue Ocean to discuss the lease. As requested by the Finance Committee, an inquiry was made requesting the proposed rent if the MPO financed the improvements versus Blue Ocean financing them. We were quoted \$18/sq. ft. if we paid for the improvements instead of \$20/sq. ft. This was based on the estimated cost of construction. A written copy of the estimate of construction was requested and received from Blue Ocean. Staff acquired independent quote for constructions costs. Blue Ocean's quoted amount seems reasonable. Staff is still verifying the carpet and painting quote. In the meantime, the MPO is cleaning out the office and placing ads to sale any excess furniture.

ACTION ITEM: 4th Quarter Unaudited Financials



419 Canyon Avenue, Suite 300
Fort Collins, Colorado 80521
(970) 221-6243
(800) 332-0950 (Colorado only)
FAX: (970) 416-2406
www.nfrmopo.org
www.smarttrips.org

MPO Planning Council

*Mayor Pro-Tem Gerry Horak- Chair
City of Fort Collins
Kevin Ross- Vice Chair
Town of Eaton
Mayor Pro-Tem Jan Dowker
Town of Berthoud
Mayor John Morris
City of Evans
Town of Garden City
Mayor Tom Norton
City of Greeley
Troy Mellon
Town of Johnstown
Commissioner Tom Donnelly
Larimer County
Paula Cochran
Town of LaSalle
Joan Shaffer
City of Loveland
Jordan Jemiola
Town of Milliken
Mayor Don Brookshire
Town of Severance
Paul Steinway
Town of Timnath
Commissioner Sean Conway- Past Chair
Weld County
Mayor John Vazquez
Town of Windsor*

*Chris Colclasure
CDPHE- Air Pollution Control Division
Kathy Gilliland
Transportation Commission*

MPO Staff

*Terri Blackmore
Executive Director
Becky Karasko
Regional Transportation Planning Director
Rena Steffen
Administrative Director
Crystal Hedberg
Finance and Operations Manager*

Memorandum

To: NFRMPO Council

From: Crystal Hedberg

Date: March 3, 2016

Re: CY 2015 4th Quarter Unaudited Financial Statements

The NFRMPO Unaudited Financial Statements for the 4th Quarter of Calendar Year 2015 are attached for your review and acceptance. This includes financial statements for the North Front Range Transportation and Air Quality Planning (Combined), the Metropolitan Planning Organization (MPO) and the VanGo™ program (VanGo). (See note below for basis of accounting and explanation of indirect costs.)

The NFRMPO 2015 revenues for 4th Quarter were \$1,367,405 (\$424,934 MPO and \$942,471 VanGo). The NFRMPO 2015 expenditures for the 4th Quarter were \$485,288 (\$260,030 MPO and \$225,258 VanGo). The fourth quarter revenues exceeded expenditures resulting in a net surplus of \$882,117 (\$164,904 for the MPO and \$717,213 for VanGo), resulting in the year-to-date revenue over expenditures of \$1,057,545 (\$21,827 surplus for the MPO and \$1,035,720 surplus for VanGo). The majority of the VanGo surplus is due to the receipt of funds from the City of Fort Collins in exchange for Section 5307 funds which will be used to purchase vans. The MPO surplus is due vacant staff position for a portion of the year.

The NFRMPO December 31, 2015 Unaudited Balance Sheet is attached for your review and acceptance. The NFRMPO has net fixed assets of 794,221 (\$29,078 MPO and \$765,143 VanGo), savings of \$737,388 (\$245,898 MPO and \$491,490 VanGo) and investments of \$954,539 (\$121,043 MPO and \$833,496 VanGo) that provides the cash flow while the organization awaits reimbursements from CDOT.

Action

The Finance Committee recommends that the NFRMPO Council review and accept the CY 2015 4th Quarter Unaudited Financial Statements dated December 31, 2015.

Note:

The NFRMPO operates on an accrual basis for the CY 2015 for reporting NFRMPO financial records. Accrual basis means that revenues are recognized when earned and expenses when incurred. The NFRMPO is reimbursed for indirect costs using a CDOT approved indirect cost rate. Indirect costs are those costs not readily identified with a specific project or organizational activity but incurred for the joint benefit to both projects and activities. Indirect costs include costs which are frequently referred to as overhead expenses (for example rent) and general administrative expenses (for example accounting department costs and office supplies). In approving annual indirect cost rates, CDOT uses expenditures based on the last audited financial statements, usually two years in arrears (for example, the 2015 indirect cost rate was calculated using the 2013 audited financial statement information). If the approved rate results in an overage or a shortfall compared to actual expenses, these amounts are added or subtracted from indirect costs the following year. The rate is calculated by dividing the indirect costs by direct payroll which includes salaries and benefits.

North Front Range Transportation Air Quality Planning Council
 Unaudited Statement of Net Assets
 For the Twelve Months Ending Thursday, December 31, 2015

ASSETS	
Cash and Cash Equivalents	\$235,816
Cash-Savings	737,388
Investments	954,539
Receivables	959,163
Prepays	
Capital Assets, net	794,221
Grant Receivables for Long	
Term Liabilities	44,161
Total Assets	<u><u>3,725,288</u></u>

LIABILITIES AND NET ASSETS

LIABILITIES	
Accounts Payable and Accrued	
Liabilities	144,868
Deferred Revenue	
Long-Term Liabilities	
Capital Leases	
Accumulated Leave	44,161
Total Liabilities	<u><u>189,029</u></u>

FUND BALANCE	
Unreserved	2,478,714
Current Year Revenue over	
(under) Expenditures	1,057,545
Total Fund Balance	<u><u>3,536,259</u></u>

Total Liabilities and Fund	
Balance	<u><u>3,725,288</u></u>

North Front Range Transportation Air Quality Planning Council
 Unaudited Revenues, Expenditures, Change in Fund Balance
 For the Twelve Months Ending Thursday, December 31, 2015

	2015	2015	2015	2015	2015		%
	4th Qtr Budget	4th Qtr Actual	Quarterly Variance	Annual Budget	4th Qtr Year to Date	Annual Variance	Complete
			-54876				
REVENUE							
FHWA - Federal Income - CPG	\$239,600	\$182,547	\$57,053	\$1,065,536	\$612,235	\$453,301	57.46%
FHWA - Federal Income - STP-Metro - Matched	89,529	39,570	49,959	230,293	50,837	179,455	22.08%
FHWA - Federal Income - Step Metro-Unmatched				37,500	37,500		100.00%
State Planning Funds				18,750	8,296	10,454	44.25%
State-APCD	8,750	6,167	2,583	27,500	22,264	5,236	80.96%
State - FASTER Funds	60,000		60,000	108,000		108,000	0.00% ①
FTA - Federal income - Section 5310	12,400	14,657	(2,257)	72,400	45,223	27,177	62.46%
FTA - Federal income - Section 5311					20,000	(20,000)	0.00%
FTA - Federal Income - Section 5317		54,876	(54,876)		62,537	(62,537)	0.00%
Subtotal Grant Revenue	410,279	297,817	112,462	1,559,979	858,892	701,086	55.06%
Local match - Member Entities	72,177	58,859	13,319	283,231	157,912	125,319	55.75%
100% Local	71	65,945	(65,874)	296	65,945	(65,649)	0.00% ②
Subtotal Local - All Sources	72,248	124,803	(52,555)	283,527	223,856	59,670	78.95%
Program Revenue - Fares	265,657	215,146	50,511	992,619	925,254	67,366	93.21%
City of Fort Collins Funds	104,466	726053	(621,588)	272,698	975,123	(702,425)	357.58% ③
Subtotal VanGo Revenue-All Sources	370,123	941,199	(571,077)	1,265,317	1,900,377	(635,059)	150.19%
Miscellaneous Revenue		2,085	(2,085)		4,019	(4,019)	0.00%
Interest Earned		1,501	(1,501)		4,040	(4,040)	0.00%
Subtotal Other Revenue Sources		3,586	(3,586)		8,059	(8,059)	0.00%
Total Revenue- Combined Sources	852,649	1,367,405	(514,756)	3,108,823	2,991,184	117,638	96.22%
EXPENDITURES/EXPENSES							
Administration	76,863	37,868	38,995	253,713	162,746	90,966	64.15%
Transportation Planning	252,435	123,680	128,755	860,987	498,874	362,113	57.94%
VanGo	72,900	59,603	13,297	270,900	224,669	46,231	82.93%
Mobility Management	15,500	11,610	3,890	66,501	40,667	25,834	61.15%
Subtotal Payroll Expense	417,698	232,761	184,937	1,452,101	926,956	525,144	63.84% ④
Professional Services & Consulting	17,375	14,226	3,149	210,110	110,424	99,686	52.56%
Subtotal professional Services & Consulting	17,375	14,226	3,149	210,110	110,424	99,686	52.56%
Fleet Expense	175,302	138,322	36,980	718,409	535,669	182,740	74.56%
Insurance Expense	1,225	1,225	1,225	4,225	3,141	1,084	74.35%
Office Furniture/Equipment (non-cap)	14,000	204	13,796	68,500	53,245	15,255	77.73%
Office Supplies	1,375	1,070	305	4,900	4,864	36	99.27%
Communications (phone/data/fax)	2,750	2,323	427	14,499	9,381	5,118	64.70%
Postage	525	654	(129)	2,925	1,873	1,052	64.03%
Printing	600		600	20,310	633	19,677	3.12% ⑤
Rent	27,500	26,650	850	107,875	106,563	1,312	98.78%
Credit Card Fees (VanGo)	4,125	3,595	530	19,125	16,184	2,941	84.62%
Other Office Operating (Facility, Repairs, Furniture move)	7,925	2,537	5,388	30,139	11,059	19,080	36.69%
Recycling, Office Equipment Lease, Water)							
Dues, licensing and Subscriptions	1,516	2,436	(921)	8,955	8,167	788	91.20%
Maintenance Contracts - Copier maintenance/usage	13,073	3,976	9,097	58,619	51,589	7,030	88.01%
Software maintenance							
Other Operating Expenses		276	(276)		646	(646)	0.00%
Bad Debt (VanGo)		85	(85)		1,126	(1,126)	0.00%
Event/Meeting Expense	3,296	1,974	1,322	13,124	12,132	992	92.44%
Indirect Costs							0.00%
Travel/Conference/Training Expense	4,713	1,100	3,612	21,925	7,722	14,203	35.22%
Capitalized Equipment /Vehicles	158,500	(119)	158,619	353,082	10,182	342,901	2.88% ⑥
Pass Through JARC/New Freedom Funds		53,218	(53,218)		62,083	(62,083)	0.00%
Subtotal Other Expenses	416,425	238,301	178,122	1,446,612	896,259	550,354	61.96%
Total Expenditures/Expenses	851,498	485,288	366,208	3,108,823	1,933,639	1,175,184	62.20%
Excess(Deficiency of Revenue over Expenditures)	1,151	882,117	(880,964)		1,057,545	(1,057,546)	0.00%

Explanation of Variances

- ① State FASTER funds will be available for van purchases through the contract expiration date of 12/31/2017. This contract was finalized in the 4th quarter.
- ② Remaining local match used to fund the MPO operating reserve
- ③ 2015 Section 5307 and section 5339 funds exchanges for Fort Collins Sales Tax dollars.
- ④ The final vacant position wasn't filled until February. One resignation in September and the position was not filled as of 12/31/15
- ⑤ Printing costs are the copy overages from the contracted amount. To date, this has been minimal.
- ⑥ No vans were purchased in 2015. The purchase of budgeted software was delayed.

North Front Range Metropolitan Planning Organization
 Unaudited Statement of Net Assets
 For the Twelve Months Ending Thursday, December 31, 2015

ASSETS	
Cash and Cash Equivalents	\$32,638
Cash-Savings	245,898
Investments	121,043
Receivables	216,914
Prepays	
Capital Assets, net	29,078
Grant Receivables for Long	
Term Liabilities	27,796
Total Assets	<u>\$673,368</u>

LIABILITIES AND NET ASSETS

LIABILITIES	
Accounts Payable and Accrued	
Liabilities	57,554
Deferred Revenue	
Long-Term Liabilities	
Capital Leases	
Accumulated Leave	27,796
Total Liabilities	<u>\$85,350</u>

FUND BALANCE	
Unreserved	566,191
Current Year Revenue over	
(under) Expenditures	21,827
Total Fund Balance	<u>\$588,017</u>

Total Liabilities and Fund	
Balance	<u>\$673,368</u>

North Front Range Metropolitan Planning Organization
 Unaudited Revenue, Expenditures, Changes in Fund balance
 For the Twelve Months Ending Thursday, December 31, 2015

	2015	2015	2015	2015	2015		%
	4th Qtr Budget	4th Qtr Actual	Quarterly Variance	Annual Budget	Year End	Annual Variance	Complete
REVENUE							
FHWA - Federal Income - CPG	\$239,600	\$182,547	\$57,053	\$1,065,536	\$612,235	\$453,301	57.46%
FHWA - Federal Income - STP-Metro - Matched	89,529	39,570	49,959	230,293	50,837	179,455	22.08%
State Planning Funds				18,750	8,296	10,454	44.25%
State-APCD	8,750	6,167	2,583	27,500	22,264	5,236	80.96%
FTA-Federal Income-Section 5307							
FTA - Federal income - Section 5310	12,400	14,657	(2,257)	72,400	45,223	27,177	62.46%
FTA-Federal Income-Section 5311					20,000	(20,000)	0.00%
FTA - Federal Income - Section 5317		54,876	(54,876)		62,537	(62,537)	0.00%
Subtotal Grant Revenue	350,279	297,817	52,461	1,414,479	821,392	593,086	58.07%
Local match - Member Entities	72,177	58,859	13,319	283,231	157,912	125,319	55.75%
100% Local	71	65,945	(65,874)	296	65,945	(65,649)	
Subtotal Local - All Sources	72,248	124,803	(52,555)	283,527	223,856	59,670	78.95%
Miscellaneous Revenue		2,085	(2,085)		2,525	(2,525)	0.00%
Interest Earned		229	(229)		763	(763)	0.00%
Subtotal Other Revenue Sources		2,314	(2,314)		3,287	(3,287)	0.00%
Total Revenue- Combined Sources	422,527	424,934	(2,407)	1,698,005	1,048,536	649,469	61.75%
EXPENDITURES/EXPENSES							
Administration	76,863	37,868	38,995	253,713	162,746	90,966	64.15%
Transportation Planning	252,435	123,680	128,755	860,987	498,874	362,113	57.94%
Mobility Management	15,500	11,610	3,890	66,501	40,667	25,834	61.15%
Subtotal Payroll Expense	344,797	173,157	171,640	1,181,200	702,287	478,913	59.46%
Professional Services & Consulting	17,375	13,998	3,377	210,110	108,875	101,235	51.82%
Subtotal professional Services & Consulting	17,375	13,998	3,377	210,110	108,875	101,235	51.82%
Fleet Expense	1,125	1,227	(102)	10,500	3,405	7,095	32.43%
Insurance Expense	1,225		1,225	4,225	3,141	1,084	74.35%
Office Furniture/Equipment (non-cap)	14,000	204	13,796	68,500	53,245	15,255	77.73%
Office Supplies	1,375	1,070	305	4,900	4,792	108	97.80%
Communications (phone/data/fax)	2,750	2,323	427	14,499	8,629	5,869	59.52%
Postage	525	235	290	2,400	1,305	1,095	54.39%
Printing	600		600	20,210	536	19,674	2.65%
Rent	27,500	26,650	850	107,875	106,563	1,312	98.78%
Credit Card Fees (VanGo)							
Other Office Operating (Facility, Repairs, Furniture move)	2,925	2,395	530	10,050	9,703	347	96.54%
Recycling, Office Equipment Lease)							
Dues, licensing and Subscriptions	1,192	976	216	6,818	5,173	1,644	75.88%
Maintenance Contracts - Copier maintenance/usage	7,057	3,266	3,791	39,014	29,501	9,513	75.62%
Software maintenance					360	(360)	0.00%
Other Operating Costs							
Bad Debt (VanGo)							0.00%
Event/Meeting Expense	2,671	2,006	666	8,749	8,959	(211)	102.41%
Indirect Costs	(16,156)	(21,613)	5,457	(57,892)	(97,232)	39,340	167.95%
Travel/Conference/Training Expense	4,013	1,038	2,974	17,850	5,204	12,646	29.15%
Capitalized Equipment /Vehicles	8,500	(119)	8,619	49,000	10,180	38,820	20.78%
Pass Through JARC/New Freedom Funds		53,218	(53,218)		62,083	(62,083)	0.00%
Subtotal Other Expenses	59,302	72,875	(13,573)	306,695	215,547	91,148	70.28%
Total Expenditures/Expenses	421,474	260,030	161,444	1,698,005	1,026,709	671,296	60.47%
Excess(Deficiency of Revenue over Expenditures)	1,053	164,904	(163,851)		21,827	(21,827)	0.00%

- (1) Remaining local match used to fund the MPO operating reserve
 (2) The final vacant position wasn't filled until February. One resignation in September and the position was not filled as of 12/31/15
 (3) Printing costs are the copy overages from he contracted amount.. These are minimal.
 (4) Indirect costs are offset with VanGo indirect costs.
 (5) The purchase of budgeted software was delayed.

VanGo
Unaudited Statement of Net Assets
For the Twelve Months Ending Thursday, December 31, 2015

ASSETS	
Cash and Cash Equivalents	\$203,178
Cash-Savings	491,490
Investments	833,496
Receivables	742,249
Capital Assets, net	765,143
Grant Receivables for Long	
Term Liabilities	16,364
Total Assets	<u>3,051,920</u>

LIABILITIES AND NET ASSETS

LIABILITIES	
Accounts Payable and Accrued	
Liabilities	87,314
Long-Term Liabilities	
Accumulated Leave	16,364
Total Liabilities	<u>103,678</u>

FUND BALANCE	
Unreserved	1,912,522
Current Year Revenue over	
(under) Expenditures	1,035,720
Total Fund Balance	<u>2,948,242</u>

Total Liabilities and Fund	
Balance	<u>3,051,920</u>

VanGo
 Unaudited Revenues, Expenditures Changes in Fund Balance
 For the Twelve Months Ending Thursday, December 31, 2015

	2015	2015	2015	2015	2015	2015	%
	4th Qtr Budget	4th Qtr Actual	Quarterly Variance	Annual Budget	Year End	Annual Variance	Complete
REVENUE							
FHWA - Federal Income -Step Metro-Unmatched				\$37,500	\$37,500		100.00%
State - FASTER Funds	60,000		60,000	108,000		108,000	0.00% (a)
Subtotal Grant Revenue	60,000		60,000	145,500	37,500	108,000	25.77%
Program Revenue - Fares	223,700	217,153	6,547	905,662	805,921	99,741	88.99%
Sale of Vehicles	41,958	(121,339)	163,297	86,958	119,322	(32,364)	138.00% (b)
City of Fort Collins Funds	104,466	726,053	(621,587)	272,698	975,123	(702,425)	357.58% (c)
Subtotal VanGo Revenue-All Sources	430,124	821,867	(391,743)	1,410,818	1,937,866	(527,048)	137.36%
Interest Earned		1,272	(1,272)		4,772	(4,772)	0.00%
Subtotal Other Revenue Sources		120,604	(120,604)		4,772	(4,772)	0.00%
Total Revenue- Combined	430,124	942,471	(512,347)	1,410,818	1,942,638	(531,820)	137.70%
EXPENDITURES/EXPENSES							
Fleet Expense							
Fleet Insurance	30,000	30	29,970	123,750	114,488	9,262	92.52%
Fleet Lease Payments	6,350	2,100	4,250	25,250	21,000	4,250	83.17%
Fleet Motor Fuel & Oil	74,252	58,293	15,959	291,784	192,497	99,287	65.97%
Fleet Repairs & Maintenance	59,925	72,631	(12,706)	245,250	187,136	58,114	76.30%
Fleet Repairs & Maintenance- Insurance Deductible	1,375	2,000	(625)	11,575	4,500	7,075	38.88%
Guaranteed Ride Home	1,025	670	355	4,550	2,582	1,968	56.75%
Fleet Other	1,250	1,371	(121)	5,750	10,062	(4,312)	174.99% (d)
Subtotal Fleet Expense	174,177	137,095	37,082	707,909	532,265	175,644	75.19%
VanGo Payroll	72,900	59,603	13,297	270,900	224,669	46,231	82.93%
Professional Services and Consulting		228	(228)		1,549	(1,549)	0.00%
Office Supplies					72	(72)	0.00%
Communications (phone/data/fax)					752	(752)	0.00%
Postage		420	(420)	525	568	(43)	108.19%
Credit Card Fees	4,125	3,595	530	19,125	16,184	2,941	84.62%
Other Office operating (Facility, Repairs, Furniture move, Recycling, Office Equipment lease, Water)		276	(276)	100	387	(287)	387.00% (e)
Dues, Licensing and Subscriptions	323	1,460	(1,137)	2,138	2,994	(856)	140.04% (f)
Maintenance Contracts - Copier maintenance/usage	6,016	710	5,306	19,606	22,088	(2,482)	112.66% (g)
Bad Debt		85	(85)		1,126	(1,126)	0.00%
Rideshare Promotion	5,000	143	4,857	20,089	1,352	18,737	6.73%
Event/Meeting Expense	625	(31)	656	4,375	3,162	1,203	72.50%
Indirect Costs	16,156	21,613	(5,457)	57,892	97,232	(39,340)	167.95% (h)
Travel/Conference/ Training	700	62	638	4,075	2,518	1,557	61.79% (i)
Capitalized Equipment/Vehicles	150,000		150,000	304,084		304,084	0.00%
Subtotal Other Expenses	182,945	28,333	154,612	432,009	148,435	283,564	34.36%
Total Expenditures/Expenses	430,022	225,259	204,763	1,410,818	906,918	503,890	64.28%
Excess(Deficiency of Revenue over Expenditures)	102	717,212	(717,110)	0	1,035,720	(1,035,710)	0.00%

Explanation of Variances

- (a) State FASTER funds will be available to purchase vans through the expiration date of the contract which is 12/31/2017. This contract was not finalized until the 4th quarter.
- (b) The budget was for the sale of 8 vans at \$7,500. Throughout the year, vans were sold at an average sales price of \$10,112 .
- (c) 2015 Section 5307 and Section 5339 funds exchanged with Fort Collin for sales tax dollars.
- (d) Rider incentives were originally budgeted as a decrease to fares.
- (e) Purchase of wallet VanGo membership cards used for Guaranteed Ride Home. These are purchased in bulk.
- f) Some dues are paid annually beginning in December.
- (g) The annual maintenance charge of the VanGo website was paid in the 3rd quarter.
- (h) Indirect costs allocate common expenditures incurred by the MPO to the VanGo program. This increases expenses to the VanGo program and decreased expenses to the MPO.
- (i) There were no vehicles purchases due to the delay in finalizing the FASTER contract from CDOT.

ACTION ITEM: FY2016 UPWP Budget Amendment



419 Canyon Avenue, Suite 300
Fort Collins, Colorado 80521
(970) 221-6243
(800) 332-0950 (Colorado only)
FAX: (970) 416-2406
www.nfrmpo.org
www.smarttrips.org

MPO Planning Council

*Mayor Pro-Tem Gerry Horak- Chair
City of Fort Collins
Kevin Ross- Vice Chair
Town of Eaton
Mayor Pro-Tem Jan Dowker
Town of Berthoud
Mayor John Morris
City of Evans
Town of Garden City
Mayor Tom Norton
City of Greeley
Troy Mellon
Town of Johnstown
Commissioner Tom Donnelly
Larimer County
Paula Cochran
Town of LaSalle
Joan Shaffer
City of Loveland
Jordan Jemiola
Town of Milliken
Mayor Don Brookshire
Town of Severance
Paul Steinway
Town of Timnath
Commissioner Sean Conway- Past Chair
Weld County
Mayor John Vazquez
Town of Windsor*

*Chris Colclasure
CDPHE- Air Pollution Control Division
Kathy Gilliland
Transportation Commission*

MPO Staff

*Terri Blackmore
Executive Director
Becky Karasko
Regional Transportation Planning Director
Rena Steffen
Administrative Director
Crystal Hedberg
Finance and Operations Manager*

Memorandum

To: NFRMPO Planning Council
From: Terri Blackmore
Date: March 3, 2016
Re: FY2016 Unified Planning Work Program (UPWP)
Amendment

Background

The Planning Council approved the FY 2016 Unified Planning Work Program (UPWP) and budget in July 2015. This UPWP amendment will add consultant costs for model training to Task 2.2 Transportation and Land Use Model Management.

Task 2.2's budget will increase by the Consultant cost (\$16,800) amount needed for the training of staff. The Task included training for staff as a product. Funding will be transferred from Task 2.3 for a Land Use/Transportation Plan that has been postponed to FY 2017 providing \$16,800.

The FY 2016 MPO Budget (excluding VanGo™) provided on the following page. There is no budget change for this amendment. The revised 2.2 and 2.3 tasks are attached.

Action

The Executive Director and Finance Manager is recommending Council approve the FY2016 Unified Planning Work Program amendment as presented.

NFRMPO 2016 Budget

	FY 2016 Budget	Amendment	Revised FY 2016 Budget
Plan Monitoring	\$232,760	0	\$232,760
Plan Development	520,927		\$520,927
Planning Services	\$262,012	0	\$262,012
Plan Implementation	\$364,290	0	\$364,290
Program Administration	\$352,692	0	352,692
Total	\$1,732,681.	0	\$1,732,681.

2.2 LAND USE & TRANSPORTATION MODELS MANAGEMENT

OBJECTIVE

This Work Task manages the land use allocation and regional travel demand models for the MPO region and the adjacent air quality area and completes the required modeling for air quality conformity. To complete the necessary model runs to support the development of the 70 ppb and 75 ppb State Improvement Plans (SIPs).

METHOD

This Work Task develops or updates the land use allocation and the travel demand models together for efficiency and coordination. The land use model uses the control totals for households, population, and employment developed in the Forecast work and distributes that information geographically by traffic analysis zone (TAZ) across the region.

The travel demand model uses the land use model output, network and operational data to assign traffic to the roadway network. There is also a transit network for assigning trips to the transit systems. The models provide information used for the development of the Regional Transportation Plan and conformity determinations on the Plan and TIP. The NFRMPO makes the travel model available to local governments for their own use.

MPO staffs provide data and analysis, such as network and traffic counts, and are competent to run applications after the model is completed.

OVERALL IMPACT/INTENT

Modeling capabilities are critical to the NFRMPO long range regional transportation planning efforts and transportation improvement implementation. These essential capabilities contribute to the success of the travel demand projections, future scenarios based on policy direction, conformity determinations, and support of local planning efforts both long range and immediate developments.

2016 PRODUCTS

1. Travel model runs for FY 2016-2019 TIP based on adopted 2040 RTP
2. Updates to 2040 land use allocation & 2040 Four Step Mode Choice models as necessary
3. Training of additional NFRMPO staff to run the models
4. Assistance to local communities with travel model runs.

FY 2016

PERSON/WEEKS: 25

2016 BUDGET:

Personnel	\$67,500
Other Direct*	19,100
Indirect	<u>11,254</u>
Total	\$97,854

2016 DISTRIBUTION

Federal	
CPG (82.79%)	\$68,595
Local match (17.21%)	14,259
CDPHE	<u>15,000</u>
Total	\$97,854

* Includes \$16,800 for Consultant to provide model training for NFRMPO staff and 2,300 for out of State travel and training.

2.3 LOCAL LAND USE/TRANSPORTATION PLAN

OBJECTIVE

This work task makes funds available to small local governments for development of transportation plans. Many small local governments within the MPO have lacked resources to prepare transportation plans and this allows funding and MPO staff support in the development of those plans.

METHOD

The NFRMPO acts as a pass through organization providing local government(s) funds to hire consultants to prepare local transportation plans. The local government desiring to use these funds is responsible for directing the content and issues to be addressed within the plan. MPO staff provides assistance to the local government and acts as a resource during the expenditure of federal funds on the plan.

OVERALL IMPACT/INTENT

These plans are intended to assist small local governments in transportation planning at the local level making the members more engaged at the regional level.

2016 PRODUCTS

1. Completed small local government transportation/transit plan
2. Inventory of local transportation system
3. Identification of local issues
4. Implementation steps
5. Integration of local transportation plan in the 2040 Regional Transportation Plan

FY 2016

FY 2017

PERSON/WEEKS:

0

2

2016 BUDGET:

Personnel	\$0
Other Direct	0
Indirect	<u>0</u>
Total	\$ 0

2016 DISTRIBUTION

Federal	
CPG (82.79%)	\$0
Local match (17.21%)	<u>0</u>
Total	\$ 0

2017 BUDGET:

Personnel	\$5,400
Other Direct	10,500
Indirect	<u>900</u>
Total	\$16,800

2017 DISTRIBUTION

Federal	
CPG (82.79%)	\$13,909
Local match (17.21%)	<u>2,891</u>
Total	\$16,800



**RESOLUTION NO. 2016-06
OF THE NORTH FRONT RANGE TRANSPORTATION
AND AIR QUALITY PLANNING COUNCIL
APPROVING THE FY 2016 BUDGET AMENDMENT**

WHEREAS, the North Front Range Transportation & Air Quality Planning Council maintains a fiscally responsible budget in compliance with Federal regulations required and developed through the “3C” transportation planning process of a Unified Planning Work Program describing the transportation planning activities of the MPO region; and

WHEREAS, the North Front Range Transportation & Air Quality Planning Council has prepared a FY 2016 Budget and Unified Planning Work Program that identifies the work elements, tasks and direct expenses associated with the budget; and

WHEREAS, the budget includes a independent budget for the VanGo™ vanpool program that continues the effort to be self-sufficient through fares and other funding sources; and

WHEREAS, the budget and UPWP have been constructed to allocate expenses as direct to a program where possible to reduce the indirect rate while more accurately reflecting true program costs; and

WHEREAS, the NFRMPO will hire a consultant to provide Land Use and Travel mode training to the new staff and will transfer funding from Task 2.3 Local Land Use/Transportation which has been delayed to FY 2017 to Task 2.2 to cover the cost of the consultant; and

WHEREAS, the NFRMPO has budgeted \$1,732,681 for planning efforts required by the Federal Highway and Federal Transit Administrations in conjunction with the Colorado Department of Transportation this amendment will not change the FY 2016 NFRMPO budget; and

NOW THEREFORE, BE IT RESOLVED, the North Front Range Transportation and Air Quality Planning Council hereby approves UPWP amendment that will delay Task 2.3 to FY 2017 and adds \$16,800 to Work Task 2.2 as presented.

Passed and adopted at the regular meeting of the North Front Range Transportation & Air Quality Planning Council held this March 3, 2016.

Gerry Horak, Chair

ATTEST:

Terri Blackmore, Executive Director

WORKSESSION: US 34 PEL Study



419 Canyon Avenue, Suite 300
Fort Collins, Colorado 80521
(970) 221-6243
(800) 332-0950 (Colorado only)
FAX: (970) 416-2406
www.nfrmpo.org
www.smarttrips.org

MPO Planning Council

*Mayor Pro-Tem Gerry Horak- Chair
City of Fort Collins
Kevin Ross- Vice Chair
Town of Eaton
Mayor Pro-Tem Jan Dowker
Town of Berthoud
Mayor John Morris
City of Evans
Town of Garden City
Mayor Tom Norton
City of Greeley
Troy Mellon
Town of Johnstown
Commissioner Tom Donnelly
Larimer County
Paula Cochran
Town of LaSalle
Joan Shaffer
City of Loveland
Jordan Jemiola
Town of Milliken
Mayor Don Brookshire
Town of Severance
Paul Steinway
Town of Timnath
Commissioner Sean Conway- Past Chair
Weld County
Mayor John Vazquez
Town of Windsor*

*Chris Colclasure
CDPHE- Air Pollution Control Division
Kathy Gilliland
Transportation Commission*

MPO Staff

*Terri Blackmore
Executive Director
Becky Karasko
Regional Transportation Planning Director
Rena Steffen
Administrative Director
Crystal Hedberg
Finance and Operations Manager*

Memorandum

To: NFRMPO Council

From: Terri Blackmore

Date: March 3, 2016

Re: US-34 Planning and Environmental Linkages Study (PEL) and the use of NFRMPO allocated RPP funds

Background

The US-34 Coalition met to discuss how to fund a PEL for the area included on the attached map. CDOT has estimated a cost of \$2.3 M with \$1.8 to \$1.9 M in the NFRMPO boundary. CDOT has also provided a table showing the percentage of study area in each local community's growth boundary (attached).

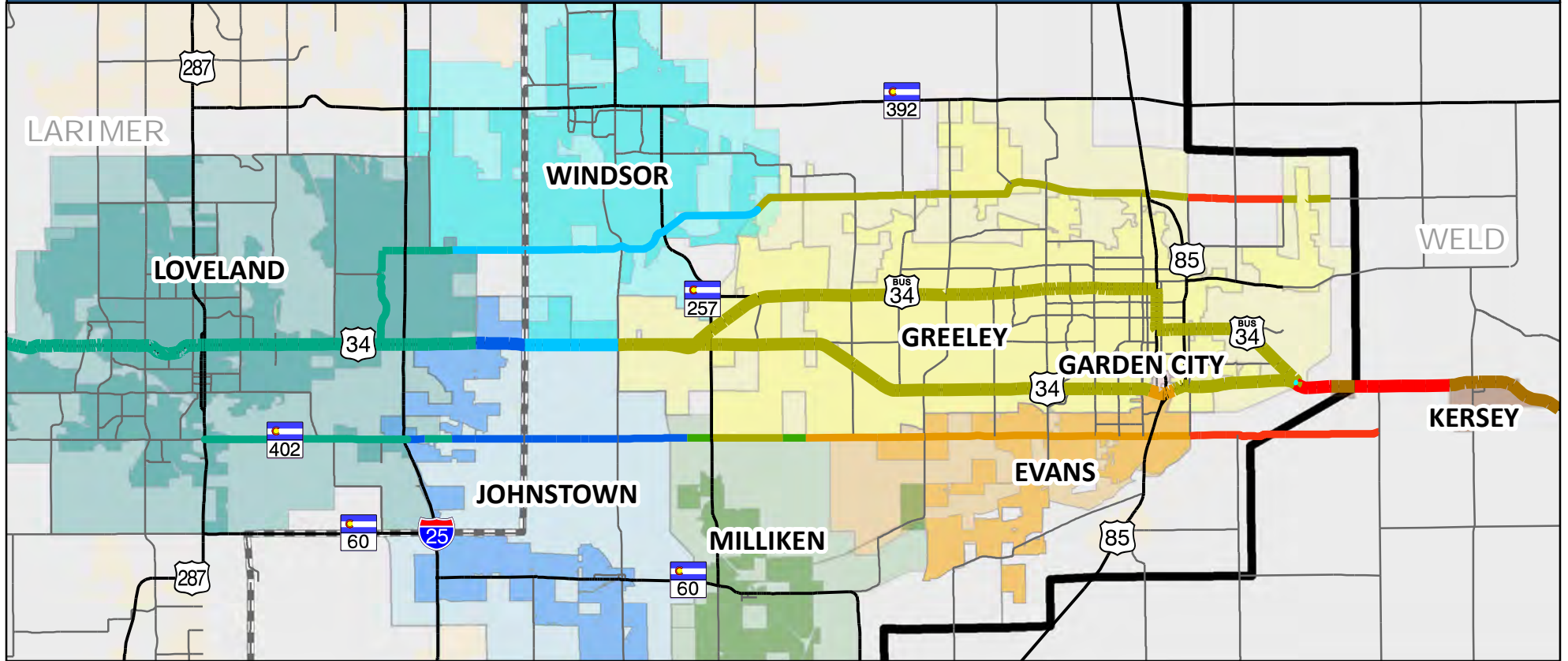
CDOT is requesting the NFRMPO allocate FY 2019 RPP funds to the study. If this PEL is not funded, CDOT would request that the FY 2019 funds be used to further North I-25 design and right of way (ROW) acquisition.

CDOT project managers Mike Crow and Lou Keen will make a presentation on the proposed PEL at the March 3 Planning Council meeting. A copy of the presentation was not ready in time for the PC packet but will be distributed no later than February 29 (CDOT's estimate).

Action

CDOT requests that the NFRMPO Planning Council consider their request to use FY 2019 RPP (expected to be about 2.8M) for the US-34 PEL.

US 34 PEL Study Area



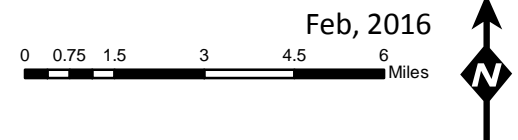
Legend

Municipality

- Greeley
- Weld County
- Loveland
- Evans
- Windsor
- Johnstown
- Kersey
- NFRMPO Boundary

Urban Growth Boundaries

- Evans
- Greeley
- Johnstown
- Loveland
- Milliken
- Windsor
- County Boundary



Proposed Municipality Shares

Land Use Mileage Breakdown Chart

Map Color	Municipality	US 34 Corridor* Miles	North Corridor** Miles		South Corridor*** Miles	Three Route Total Miles	Percentage of Total (Share)
Yellow	City of Greeley	12.1	4.3	+	3.2	19.6	26%
Red	Weld County	4.8	2.5	3.6	8.5	19.4	25%
Teal	City of Loveland	8.9	4.1		4.1	17.0	22%
Orange	City of Evans	0.6	0		6.5	7.0	9%
Aqua	Town of Windsor	2.0	3.6	0.8	0	6.4	8%
Violet	Larimer County	1.7	0		1.0	2.7	4%
Blue	Town of Johnstown	1.0	0		1.6	2.7	3%
Brown	Town of Kersey	2.0	0		0	2.0	3%
Green	Town of Milliken	0	0		0	0.0	0%
Slate	Town of Kelim	0	0		0	0.0	0%
Rose	Town of Garden City	0	0		0	0.0	0%
	Total Miles of Segment	33.1	14.5	4.3	24.9	76.9	100%

+ Crossroads to O St. Proposed Connection Miles

* US 34 PEL Study Corridor extends from Glade Road to Weld County Road 55 (east to west)

** North PEL Corridor (Rocky Mountain Avenue/Crossroads Boulevard/O Street) extends from US 34 north along Rocky Mountain Avenue and then east along Crossroads Boulevard and Crossroads to O Street proposed connection and then O Street to US 85.

*** South PEL Corridor (SH 402/Larimer County Road 18/Weld County Road 54/37th Street) extends from US 287 to Weld County Road 49

Note: Methodology: The figures here are assigned based upon which municipality had controlling land-use authority either by the ROW or over the parcels found immediately to the north and south of each of the proposed three study corridor routes. Some minor rounding was utilized for the purpose of this chart.