



419 Canyon Avenue, Suite 300
 Fort Collins, Colorado 80521
 (970) 221-6243
 (800) 332-0950 (Colorado only)
 FAX: (970) 416-2406

www.nfrmpo.org
www.smarttrips.org

MPO Planning Council

- Commissioner Sean Conway- Chair
Weld County
- Joan Shaffer- Vice Chair
City of Loveland
- Mayor Pro-Tem Jan Dowker - Past Chair
Town of Berthoud
- Kevin Ross
Town of Eaton
- Mayor John Morris
City of Evans
- Mayor Pro-Tem Gerry Horak
City of Fort Collins
- Town of Garden City
- Mayor Tom Norton
City of Greeley
- Troy Mellon
Town of Johnstown
- Commissioner Tom Donnelly
Larimer County
- Paula Cochran
Town of LaSalle
- Jordan Jemiola
Town of Milliken
- Mayor Don Brookshire
Town of Severance
- Paul Steinway
Town of Timnath
- Mayor John Vazquez
Town of Windsor

Chris Colclasure
 CDPHE- Air Pollution Control Division
 Kathy Gilliland
 Transportation Commission

MPO Staff

- Terri Blackmore
Executive Director
- Becky Karasko
Regional Transportation Planning Director
- Rena Steffen
Administrative Director
- Crystal Hedberg
Finance and Operations Manager
- Mary Warring
Mobility Coordinator

Next Council Meeting
January 7, 2016
Weld County Events Center
1150 O Street
Greeley, CO

**NORTH FRONT RANGE TRANSPORTATION &
 AIR QUALITY PLANNING COUNCIL
 MEETING AGENDA**

December 3, 2015
Eaton Public Library
132 Maple Ave.
Eaton, CO

Council Dinner 5:30 p.m.
 MPO Council Meeting – 6:00 to 8:30 p.m.

Pledge of Allegiance/2-Minute Public Comment (accepted on items not for Action)
 Anyone in the audience will be given time to speak to any item on the Consent Agenda. Please ask for that item to be removed from the Consent Agenda. Items pulled will be heard at the beginning of the Regular Agenda. Members of the public will be given an opportunity to speak to the item before the Council acts upon it.

1. Acceptance of Meeting Agenda
2. Approval of Minutes-Lead Planning Agency for Air Quality/MPO-Nov.5, 2015 (Pg.7)

Lead Planning Agency for Air Quality Agenda

COUNCIL REPORTS:

3. Air Pollution Control Division Report (Pg. 15) Chris Colclasure 10 min
4. Regional Air Quality Council (RAQC) (Pg. 17) (Written Report)

Metropolitan Planning Organization (MPO) Agenda

CONSENT AGENDA:

5. 2015 Q4 TIP Amendment (Pg. 19) Josh Johnson

REPORTS:

6. Executive Director Report (Pg. 26) Terri Blackmore 5 min
7. Report of the Chair Sean Conway 5 min
8. TAC (Pg. 28) (Written Report)
9. Finance (Pg. 30) (Written Report)

ACTION ITEMS:

10. 3rd Quarter Unaudited Financials (Pg. 34) Crystal Hedberg 5 min
11. Election of 2015 MPO Officers Sean Conway 20 min

DISCUSSION:

12. Mill Levy funds for I-25 Tom Donnelly 20 min

COUNCIL REPORTS:

- | | | |
|----------------------------------|-----------------|--------|
| Transportation Commission Report | Kathy Gilliland | 15 min |
| CDOT Region 4 Report | Johnny Olson | |
| North I-25 Coalition | Joan Shaffer | |
| Highway 34 Coalition | Sean Conway | |
| Host Council Member Report | Kevin Ross | |
| Other Council Members Reports | Council Members | |

MEETING WRAP-UP:

- Final Public Comment (2 minutes each) 5 min
 Next Month's Agenda Topic Suggestions

EXECUTIVE SESSION:

The Council agenda will include an executive session pursuant to section 24-6-402(4)(f) of the Colorado Revised Statutes for discussion of a personnel matter involving the MPO's Executive Director Performance Evaluation Process for the current year and her potential salary and benefits.

60 min



**MPO MEETING
PROCEDURAL INFORMATION**

1. The order of the agenda will be maintained unless changed by the Planning Council Chair.
2. "Public Comment" is a time for citizens to address the Planning Council on matters that are not on the agenda. Each citizen shall be limited to a total of two (2) minutes time for public comment, or at the discretion of the MPO Chair.
3. Before addressing the Planning Council, each individual must be recognized by the Chair, come and stand before the Council and state name and address for the record. (All proceedings are taped.)
4. For each Action agenda item, the order of business is as follows:
 - MPO staff presentation
 - Planning Council discussion
 - Public input on the agenda item
 - Planning Council questions
 - Planning Council action
5. Public input on agenda items should be kept as brief as possible, and each citizen shall be limited to two (2) minutes time on each agenda item, subject to time constraints and the discretion of the MPO Chair.
6. During any discussion or presentation, no person may disturb the assembly by interrupting or by any action such as applause or comments. Any side conversations should be moved outside the meeting room. Courtesy shall be given to all speakers.
7. All remarks during the meeting should be germane to the immediate subject.

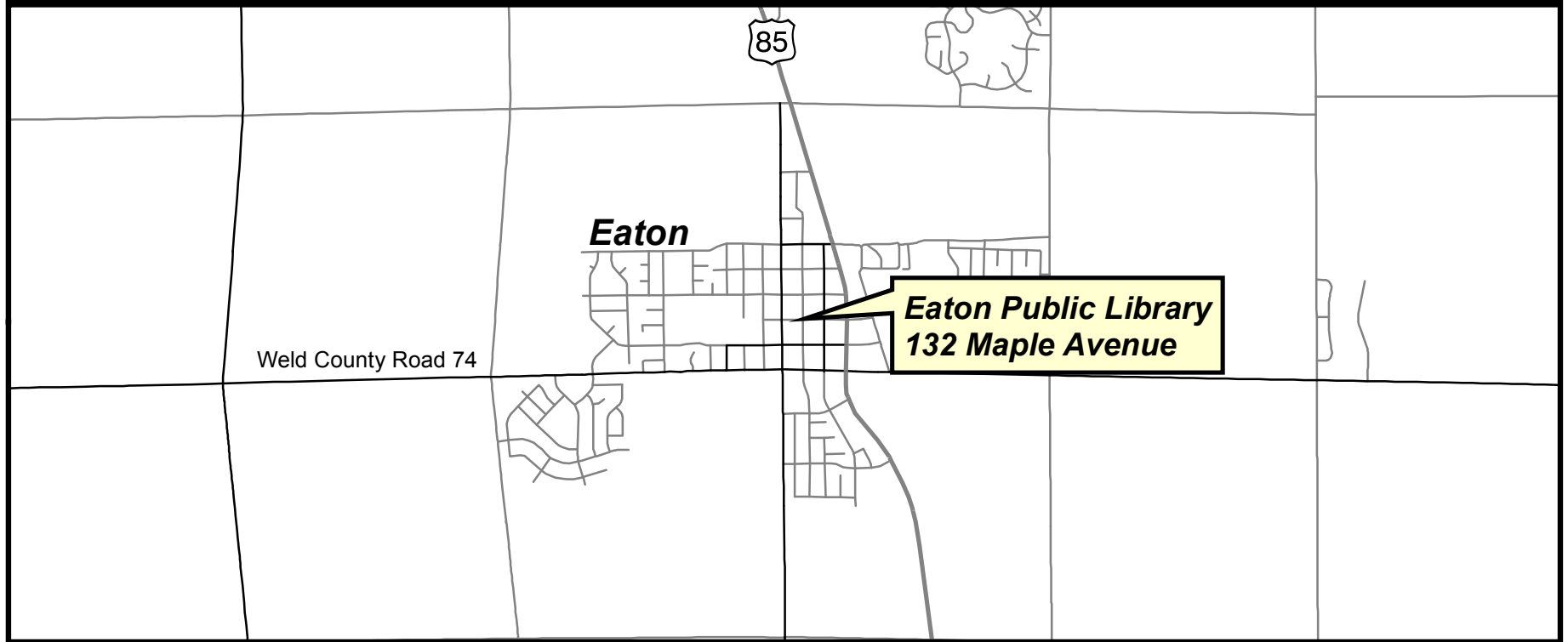
GLOSSARY

1310	State funds for surface transportation
5303 & 5304	FTA program funding for multimodal transportation planning (jointly administered with FHWA) in metropolitan areas and States
5307	FTA program funding for public transportation in Urbanized Areas (i.e. with populations >50,000)
5309	FTA program funding for capital investments
5310	FTA program funding for enhanced mobility of seniors and individuals with disabilities
5311	FTA program funding for rural and small Urban Areas (Non-Urbanized Areas)
5316 (see 5307 or 5311)	FTA program funding for Job Access Reverse Commute (JARC; a pre-MAP-21 program)
5317 (see 5310)	FTA program funding for “New Freedom” (a pre-MAP-21 program)
5326	FTA program funding to define “state of good repair” and set standards for measuring the condition of capital assets
5337	FTA program funding to maintain public transportation in a state of good repair
5339	FTA program funding for buses and bus facilities
3C	Continuing, Comprehensive, and Cooperative
7th Pot	CDOT’s Strategic Investment Program and projects—originally using S.B. 97-01 funds
AASHTO	American Association of State Highway & Transportation Officials
ACP	Access Control Plan
ADA	Americans with Disabilities Act of 1990
ADT	Average Daily Traffic (also see AWD)
AIS	Agenda Item Summary
AMPO	Association of Metropolitan Planning Organizations
APCD	Air Pollution Control Division (of Colorado Department of Public Health & Environment)
AQC	Congestion Mitigation & Air Quality Improvement Program funds (also CMAQ)
AQCC	Air Quality Control Commission (of Colorado)
AQTC	Air Quality Technical Committee
AWD	Average Weekday Traffic (also see ADT)
CAAA	Clean Air Act Amendments of 1990 (federal)
CDOT	Colorado Department of Transportation
CDPHE	Colorado Department of Public Health and Environment
CMAQ	Congestion Mitigation and Air Quality (a FHWA funding program)
CMP	Congestion Management Process
CNG	Compressed Natural Gas
CO	Carbon Monoxide
CPG	Consolidated Planning Grant (combination of FHWA & FTA planning funds)
DOT	(United States) Department of Transportation

DRCOG	Denver Regional Council of Governments
DTD	CDOT Division of Transportation Development
DTR	CDOT Division of Transit & Rail
EIS	Environmental Impact Statement
EPA	Environmental Protection Agency
FASTER	Funding Advancements for Surface Transportation and Economic Recovery (Colorado's S.B. 09-108)
FHWA	Federal Highway Administration
FTA	Federal Transit Administration
FRA	Federal Railroad Administration
FY	Fiscal Year (October - September for federal funds; July to June for state funds)
FFY	Federal Fiscal Year
HOV	High Occupancy Vehicle
HPTE	High-Performance Transportation Enterprise (Colorado)
HTF	Highway Trust Fund (the primary federal funding source for surface transportation)
HUTF	Highway Users Tax Fund (the State's primary funding source for highways)
I&M or I/M	Inspection and Maintenance program (checking emissions of pollutants from vehicles)
ITS	Intelligent Transportation Systems
LRP or LRTP	Long Range Plan or Long Range Transportation Plan
MAP-21	Moving Ahead for Progress in the 21st Century (2012 federal transportation legislation)
MDT	Model Development Team
MOA	Memorandum of Agreement
MOU	Memorandum of Understanding
MPO	Metropolitan Planning Organization
MVEB	Motor Vehicle Emissions Budget
NAA	Non-Attainment Area (for certain air pollutants)
NAAQS	National Ambient Air Quality Standards
NEPA	National Environmental Policy Act
NFRT & AQPC	North Front Range Transportation & Air Quality Planning Council (also NFRMPO)
NFRMPO	North Front Range Metropolitan Planning Organization (also NFRT & AQPC)
NHS	National Highway System
NOx	Nitrogen Oxide
OBD	On-Board Diagnostics (of a vehicle's engine efficiency and exhaust)
O₃	Ozone
PL	Planning (funds)
PPP (also P3)	Public Private Partnership

R4 or R-4	Region 4 of the Colorado Department of Transportation
RAQC	Regional Air Quality Council
RPP	Regional Priority Program (a funding program of the Transportation Commission)
RTP	Regional Transportation Plan
RTP (<i>see TAP</i>)	Recreational Trails Funds - FHWA Environment funds
SAFETEA-LU	Safe, Accountable, Flexible, Efficient Transportation Equity Act: A Legacy for Users (Replaced by MAP-21)
SH	State Highway
SIP	State Implementation Plan (air quality)
SOV	Single Occupant Vehicle
SPR	State Planning and Research (funds)
SRP	State Rail Plan
SRTS (<i>see TAP</i>)	Safe Routes to School (a pre-MAP-21 FHWA funding program)
STAC	State Transportation Advisory Committee
STE (<i>see TAP</i>)	Surface Transportation Program funds (FHWA) for Transportation Enhancement Activities (a pre-MAP-21 FHWA funding program)
STIP	Statewide Transportation Improvement Program
STU	Surface Transportation Metro (a FHWA funding program that is a subset of STP)
STP	Surface Transportation Program (a FHWA funding program)
STP-Metro	Surface Transportation Metro (a FHWA funding program that is a subset of STP)
TAC	Technical Advisory Committee (of the NFRMPO)
TAP	Transportation Alternatives Program (a FHWA funding program)
TAZ	Transportation Analysis Zone (used in travel demand forecasting)
TC	Transportation Commission of Colorado
TDM	Transportation Demand Management
TE	Surface Transportation Program funds for Transportation Enhancement Activities (a pre-MAP-21 FHWA funding program; now see TAP)
TEA-21	Transportation Equity Act for the 21st Century (replaced by MAP-21)
TIP	Transportation Improvement Program
Title VI	Refers to the U.S. Civil Rights Act of 1964, prohibiting discrimination in connection with programs and activities receiving federal financial assistance
TMA	Transportation Management Area (federally-designated place >200,000 population)
TOD	Transit Oriented Development
TPR	Transportation Planning Region (state-designated)
TRAC	Transit & Rail Advisory Committee (for CDOT)
UPWP	Unified Planning Work Program
VMT	Vehicle Miles Traveled
VOC	Volatile Organic Compound

Directions to Eaton Public Library 132 Maple Avenue

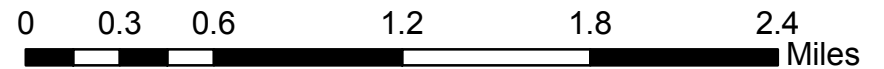



Directions:

From South: Take US 85 to 2nd Street. Take a left on 2nd Street. Eaton Public Library is two blocks west at intersection of Maple Ave and 2nd Street.

From North: Take US 85 to 2nd Street. Take a right on 2nd Street. Eaton Public Library is two blocks west at intersection of Maple Ave. and 2nd Street.

From West: Take Weld County Road 74 to Maple Ave. Take a left onto Maple Ave. Eaton Pubc Library is two blocks north at intersection of Maple Ave and 2nd Street.



November 5, 2015 Council Meeting Minutes

**Meeting Minutes of the
NORTH FRONT RANGE TRANSPORTATION &
AIR QUALITY PLANNING COUNCIL**

**November 5, 2015
6 p.m.**

**UNC University Center, Columbine Suite A-B
2045 10th Avenue
Greeley, CO**

Voting Members

Present

Sean Conway-Chair -Weld County
Jan Dowker -Berthoud
Kevin Ross -Eaton
John Morris -Evans
Tom Norton -Greeley
Tom Donnelly -Larimer County
Paula Cochran -LaSalle
Joan Shaffer -Loveland
Jordan Jemiola -Milliken
Kathy Gilliland -Trans. Comm.

Absent

Chris Colclasure -APCD
Gerry Horak -Fort Collins
Troy Mellon -Johnstown
Don Brookshire -Severance
Paul Steinway -Timnath
John Vazquez -Windsor
*No member -Garden City

MPO Staff:

Terri Blackmore, Executive Director; Becky Karasko, Regional Transportation Planning Director; Renae Steffen, Administrative Director; Crystal Hedberg, Finance Manager; Alex Gordon and Josh Johnson, Transportation Planners.

In Attendance:

Dawn Anderson, Mary Atchison, Jeff Bailey, Eric Bracke, Leah Browder, Dave Clark, Karl Gannon, Mark Jackson, Joel Hemesath, Suzette Mallette, Karen Schneiders, Steve Teets, Gary Thomas.

Chair Conway called the MPO Council meeting to order at 6:12 p.m.

PUBLIC COMMENT:

Steve Teets, Citizen’s Bus Improvement Committee, Chairman, commented that he was pleased that a Highway 34 Coalition had been formed; citing that if something isn’t done now the highway will wind up like I-25 in the very near future. He also stated he is happy about the success of Bustang and the possibility of an additional bus and more routes. He indicated that he appreciated receiving a copy of the 2040 Regional Transit Element (RTE) from Eric Bracke and he had read the entire report. He felt some of it should already be implemented but he was pleased with it as a whole. He hopes that many projects will be started within the next three years. He thanked the Council. Conway thanked Teets for his comments.

APPROVAL OF THE MEETING AGENDA:

Ross ***moved*** to accept the meeting agenda. The motion was ***seconded*** and ***passed*** unanimously.

APPROVAL OF THE MINUTES:

Shaffer ***moved*** to approve the September 3, 2015 meeting minutes. The motion was ***seconded*** and ***passed*** unanimously.

PUBLIC HEARING:**2016 VanGo™ Fare Increase.**

Conway opened the public hearing at 6:15 and stated the following:

- The NFRMPO Planning Council approved the FY 2016 Unified Planning Work Program and Budget on July 19, 2015. The FY 2016 no longer budgets STP Metro funds and includes a one percent fare increase.
- The VanGo™ Program has lost seven routes since the budget was prepared primarily due to low gas prices.
- The VanGo™ Program has been moving towards financial independence with annual fare increases the past three years. The 2007 fare increase was the first since 2002 and the delay in adjusting fares required three years of 10% increase.
- Fuel prices have been trending down since August 2014. The future price of fuel is projected to continue decreasing due to increased availability but the actual price is uncertain.
- The 1% increase will move the program closer to being self-sufficient; the program has excess reserves which can be used to keep the fare increases as low as possible.

There was no public comment.

Conway closed the public hearing at 6:17

Lead Planning Agency for Air Quality Agenda

Chair Conway opened the Air Quality portion of the meeting.

Air Pollution Control Division Report

A written report was provided. Blackmore noted that there were responses to questions raised at the September 3rd Council meeting on the back of the report.

Metropolitan Planning Organization (MPO) Agenda

Chair Conway opened the MPO portion of the meeting.

Executive Director Report:

Terri Blackmore, Executive Director, indicated that she had provided a written report in the packet and briefly reviewed information from the November 2015 Director's Report Addendum with the Council.

Report of the Chair:

Chair Conway referenced the editorial titled "State Transportation officials have lost way" from *The Gazette* from October 25th, which was in the packet and handed out a press release regarding Governor Hickenlooper's announcement of a \$100 million commitment to Colorado's biking infrastructure from September 16th. He expressed his concern that the content and timing of these articles did not help the efforts of the various highway coalitions (North I-25, US 34, etc.) in Northern Colorado that have worked very hard to convince Colorado voters to allocate additional resources to transportation funding. He stated he would like to discuss how to avoid these types of pitfalls in the future and invited Gilliland to speak to the issue. Gilliland responded that it was unfortunate the way the commitment made had been misrepresented and clarified that the \$100 million was not new money and had not been prioritized by CDOT. \$10M continues the Safe Routes to School, \$60M was TAP funding previously prioritized by MPO's and other planning organizations in the State and \$30M is Great Outdoors Colorado (GOCO) money. She indicated that she did not feel the articles clearly explained where the money had come from and therefore it gave the appearance that CDOT was giving money to bike and pedestrian projects when there were transportation projects in desperate need of funding. She believes the Governor has very good intentions and wants the State to be healthy and successful. She asked that the Council direct people to CDOT for explanation and any clarifications that need to be made.

Conway handed out a draft agenda for the Regional Issues Summit and briefly reviewed the details with the Council. The event was originally discussed at the October 15th Northern Colorado Legislative Alliance

(NCLA), a united consortium between the Fort Collins, Greeley and Loveland Chambers of Commerce, and the Northern Colorado Economic Development Corporation. NCLA traditionally holds a pre-legislative event and will be addressing transportation issues for 2016 as well as the items listed on the back of the draft program. He explained that the MPO had been approached on this as the Lead Planning Agency for Transportation and Blackmore will be a presenter. The MPO used Public Outreach funding to obtain two booths which provided them a table for ten. Those seats are available to interested Council members who wish to participate. The event registration link is <http://fortcollinschamber.com/event/regional-issues-summit-2015/> and is also listed in the November 2015 Director's Report Addendum.

Norton specified that transportation became the NCLA's priority because even with the state and federal efforts more financial support was needed from the municipalities and counties, particularly with regards to the bridges considered for the Presidential Challenge. They have come to a general consensus on how the funding issues should be approached; now their overall goal is to hash out the particulars before they are presented to the Legislature. Dowker suggested that invitations be sent out to the local media agencies. Blackmore agreed to send it out to the MPO's Public Service Announcement Media list.

COMMITTEE REPORTS:

Transportation Advisory Committee (TAC)

A written report was provided.

Mobility

A written report was provided. Blackmore thanked the Council for distributing postcards highlighting the Find My Ride portal and reported that hits to the website had increased 40% in the last month.

Norton commented that the City of Greeley and Greeley's School District 6's "Ride Free with ID" program for kids on GET (Greeley Evans Transit) had increased ridership from 400 to 4000 the first year and 7000 the second year. Blackmore noted that they had been awarded the "Large Community Transit Agency of the Year" by the State for that program. Conway cited the many rewards of the program and congratulated Norton for its success.

CONSENT AGENDA:

*Shaffer made a **motion** to approve the Consent Agenda. The motion was **seconded** and it **passed** unanimously.*

- *Approve the 2015 Public Involvement Plan (PIP).*

ACTION ITEMS:

VanGo™ Fare Increase

Crystal Hedberg, Finance Manager, announced that there were no public comments at the Public Hearing and offered to answer any questions regarding the fare increase.

*Morris **moved** to approve Resolution 2015-15 of The North Front Range Transportation and Air Quality Planning Council to Approve a 1% Fare Increase For The VanGo™ Vanpooling Program For Calendar Year 2016. The motion was **seconded** and it **passed** unanimously.*

FY2015 TMA Program of Projects

Karl Gannon, Financial Analyst, City of Fort Collins-Transfort, stated that, as in prior years, the Transportation Management Area (TMA) members had agreed to swap federal funds for local funds with the City of Fort Collins and specified that there were no public comments at the Public Hearing held on November 4th. Norton inquired if non-TMA communities should vote. Blackmore clarified that the MPO Council must vote to approve it, not the TMA.

*Gilliland **moved** to approve Resolution 2015-16 Adopting an Amendment To The FY2016-2019 Transportation Improvement Program (TIP) Regarding FTA §5307, §5310, §5339 Fort Collins/Loveland/Berthoud Transportation Management Area (TMA) Program of Projects for FFY15. The motion was **seconded** and it **passed** unanimously.*

DISCUSSION ITEMS:

2015 Q4 TIP Amendment

Josh Johnson, Transportation Planner, briefly reviewed information from the 2015 Q4 TIP Amendment AIS and indicated it would be an action item at the December Council meeting. There was no discussion.

Executive Director Evaluation Update

Conway conveyed the following to the Council:

- Executive Director, Terri Blackmore provided an updated progress report on her goals for this year to the Executive Committee and Council member, Jordan Jemiola, who is assisting the Council with the evaluation process.
- The Executive Committee met informally with the staff in September and received very favorable feedback on the Executive Director.
- The Executive Committee was meeting immediately following the Council meeting to make final decisions regarding the administering of the evaluation survey. The Council will receive a follow-up from that meeting along with a copy of Blackmore's updated goals and a summary of the short electronic staff survey conducted in August.
- The Council is scheduled to "hold Executive Session at the December Council meeting to complete the evaluation process and finalize any negotiations" according to the guidelines outlined in the Articles of Association amended in July of 2015.

Gilliland requested that the Council keep within the Executive Director Evaluation guidelines as outlined in the Articles of Association. Conway replied that he was very optimistic that the Council would be on schedule to complete the evaluation process by the January meeting. All Council members were invited to attend the meeting to discuss the evaluation questions immediately following the meeting.

COUNCIL REPORTS:

Transportation Commission

Kathy Gilliland, Transportation Commissioner, District 5, announced the passing of former Broomfield Councilmember and CML Executive Board Member Bob Sakaguchi, commenting that he was a noble man with a positive attitude who generated valuable ideas, and he will be greatly missed. A card for Sakaguchi's family was available for members to sign. She then reported on the following:

- CDOT's Transportation Matters Summit on October 28th was well attended with 700 in attendance. The focus was future advancements in transportation technology. CDOT has plans to implement some testing that was featured at the summit in the near future. The summit allowed for a lot of feedback and the public seems to be more open to funding options, such as gas tax or sales tax to help pay for transportation projects around the State.
- Bustang will soon have two buses coming down from the west route. They will discuss the possibility of ordering three new buses at the next STC meeting. CDOT is currently evaluating the benefits of adding weekend routes to the schedule. The "RamsRoute" CSU Friday- Sunday program is running well and is proving to be beneficial to students. Ross expressed his concern regarding the number of spaces being used for drive-thru bus traffic on the east side of the Harmony Park n' Ride and asked if that was due to increased ridership. Karen Schneiders, CDOT R4, responded to the inquiry stating that approximately ten spaces had been dedicated to the newly instituted "Kiss-n-Ride" station as a temporary fix to the parking problem

there. Gilliland indicated that the fare box recovery numbers, which are an average of all the fare types, had increased by approximately 20% which was very positive for a 3-month old program. Norton agreed those were impressive numbers for that type of service, but added he would like to see them increase. Shaffer stated that the new CSU service and anticipated weekend service would be very beneficial to the program. Donnelly calculated that there were only approximately 60 riders traveling roundtrip from Denver each day and stated that number was unreasonably low. It was noted by Norton that the addition of a dedicated lane would increase efficiency substantially. Gilliland reminded the Council that transit is subsidized and Bustang provides the public with another viable transportation option. The Council engaged in a lengthy discussion regarding the benefits of the service and options that may be considered to improve the program overall. Conway concluded the discussion citing the program's struggles as well as its successes and recognized CDOT for their willingness to tweak the program where necessary.

CDOT Region 4

Karen Schneiders, CDOT R4, handed out the Project Status Updates (3 Nov 2015) and noted that the SH1 to the LaPorte bypass project is scheduled to receive a second bid. She also announced that the CDOT offices are in the process of moving to their new location at 10601 West 10th Street in Greeley. She suggested that anyone needing to communicate with CDOT R4 call their cell numbers until they report to the new building on Monday, November 9th. A date has not been set for the new building open house, but she believed it would be in January. Gilliland invited everyone to attend the Transportation Commission meeting that would be held at the new location at 9:30 a.m. on November 19th.

Statewide Transportation Advisory Committee (STAC) Report

Dowker provided the STAC minutes from the October 23rd meeting. She handed out copies of letters supporting two bills being introduced by state legislator, Terri Carver, and reviewed the letters with the Council. She indicated that she would be signing them as the MPO STAC representative.

North I-25 Coalition

Shaffer reported that the coalition met on November 4th and had an interesting presentation on a new technology for transit called Evacuated Tube Transport, "Space Travel on Earth", by ET3 in Longmont. The coalition also discussed their support of NCLA's six principles. They have concerns about endorsing all of the points, especially the TRANS II program, without it being associated to new transportation funding.

Conway added that the NCLA and FIX I-25 have worked closely with, and are joined in the legislative effort by, members of the Coalition. Sandra Solin, founder/CEO of Capitol Solutions, government affairs and lobbying firm, gave a briefing from the recent meeting with NCLA and FIX I-25 on how to accelerate the funding and completion of the I-25 North Corridor and 30 other economically significant transportation projects across the state, including the approximately \$225M needed for maintenance. Herman Stockinger, CDOT Office of Government Relations Director, was also in attendance and was optimistic that they were close to reaching a consensus. CDOT is proposing additions to NCLA's six principles and will also be meeting in November to discuss the potential of a Colorado Infrastructure Tax Credit Bill. Conway said he was very pleased to have so many groups working cohesively on feasible funding solutions and he believes the upcoming Regional Issues Summit will be a perfect opportunity to showcase those potential resolutions and proposed bills. Blackmore stated that once it was known exactly how the bills would read there would be requests for letters of support.

Highway 34 Coalition

Conway announced the coalition met earlier in the day and approved their formal bylaws that will constitute the organization. CDOT will be presenting on the access plan for the route from Kersey to Loveland at the December meeting. The Council was invited to attend the meeting from 4-5 p.m. in the same location as the MPO meeting each month, in December that will be the Eaton Public Library.

Host Council Report

Baker welcomed the Council to the meeting hosted by Windsor and announced it was the 125th anniversary for the town. He then reported on the following:

- A new gastropub, Chimney Park Bistro, which opened recently, has a view of Boardwalk Park and Windsor Lake and is serving wood oven pizza and beer on tap.
- Windsor approved a 2100 home metro district with a PGA golf course.
- There was a meeting early on November 5th to wrap up their Comprehensive Plan which will be finalized at the beginning of 2016.
- Ground was broken on the \$60M expansion of the Windsor Recreation Center.
- New Public Works facility is being purchased with cash- work will begin next year.
- Project to make all of Windsor's Railroad crossings "Quiet Zones" funded with a \$3M TIGER Grant They are expected to be finished in early 2016.
- Windsor is finalizing their budget. Approximately \$3.5M is allocated for transportation.
- They are working with Poudre Valley REA to change 1/3 of all the residential street lights to LED lights. The project will have a six year return on investment.
- Windsor, Loveland, Estes Park, and Larimer County applied for a Regional Tourism Authority Grant. The "Go NoCo" application was well received by the committee. Notification of the applications success will be received the week of November 9th. The grant will allow the communities to offer extended stay and will expand tourism to year-round attractions. Weld County has also played a significant role in supporting the grant for this regional project.

Conway thanked Baker and the Town of Windsor for making special accommodations and hosting the meeting at UNC.

Other Council Reports

Greeley- Conway applauded Mayor Norton on his re-election on November 3rd with 75% of the Vote. Norton announced that on November 3rd Greeley residents passed ballot measures 2A and 2B with 57 percent and 74 percent of the vote, respectively. Measure 2A raises sales tax on everything but groceries by 0.65 percent, while Measure 2B renews a 3.46 percent sales tax on groceries. The first is aimed specifically at road repairs, while proceeds from the second will go toward roads as well as maintenance of city buildings and parks.

Eaton- Ross said the town is excited to host in December at their new library.

Transportation Commission- Gilliland commented that at the "Beyond Traffic" conference Colorado communities were praised for working collaboratively as well as with the State- they just need more money to accomplish their transportation goals.

Larimer County- Donnelly reported that the Poudre Bridge project on Shields Avenue in Fort Collins is complete. The project was funded, in part, with STP Metro money through the MPO.

Berthoud- Dowker informed the Council that she had been involved with DIA's newest parking facility, ParkDIA, which received private and public support and was funded by investors from around the State of Colorado. ParkDIA provides valet, covered and uncovered parking; a Heroes Row parking program supporting first responders, veterans and members of the military; and a community program that gives back to area nonprofits. Invitations to their November 17th event will be forthcoming.

Evans- Morris reported Evans is getting ready for 2016 transportation projects. On November 3rd the City of Evans passed an oil well facility project which partnered with Synergy Oil and Nobel Energy. The project includes new wells and the capping of some existing wells in residential areas and also possibly a pipeline to Platteville, which will get many trucks off the road throughout Weld County. Some rezoning was done on US 85 to accommodate a new truck and parts sales at Rush Truck Center.

Loveland- Shaffer stated that the 287 Coalition had a productive meeting on October 29th with transportation presentations from Loveland and Fort Collins. Over the next few months they will have presentations from Berthoud, Larimer County and Longmont. Train horn issues continue to be discussed frequently at the meetings. Front Range on Track will be holding the Front Summit 2015 for

commuter rail service between south Fort Collins and Denver on November 16th at the Rialto Theatre in Loveland. The Lunch Keynote speaker will be DJ Mitchell, Assistant Vice President, Passenger Operations, BNSF Railway Company.

Milliken- Jemiola reported that a 1% transportation sales tax increase was denied by 17 votes and 65% were against marijuana, even though the tax on it passed.

LaSalle- Cochran stated that LaSalle is preparing for winter and their new Park-n-Ride.

Weld County- Conway invited everyone to the Weld County Parkway (WCR49) Ribbon Cutting and Grand Opening on Tuesday, November 10, 2015, at 2:00 p.m. on the new Cache la Poudre River Bridge. Department of Local Affairs (DOLA) Executive Director Irv Halter and the DOLA Regional Manager for North Central Counties, Don Sandoval, will be in attendance as well as many others.

MEETING WRAP-UP:

Final Public Comment: Steve Teets, Citizen's Bus Improvement Committee, Chairman, commented that Loveland has a route to meet up with Bustang and he thinks that is very helpful that that system. He would like to see a similar connection for Greeley. He said there is a need for Regional, State and local buses working together to provide good transit route system in Northern Colorado. He stated that the United States was number two or three in the world for transportation and transit several years ago, but have sunk. He believes improving systems in Northern Colorado will help get us back up there. He concluded by stating that transit is our future.

Next Month's Agenda Topic Suggestions: Tom Donnelly will lead a discussion on the Mill Levy funds for I-25. MPO Council elections will also be held in December; Conway will not be running for a second year as he believes the position should only be held for one year.

The meeting was adjourned at 7:58 p.m.

Meeting minutes submitted by: Renae Steffen, MPO Staff

Air Pollution Control Division Report: December 2015

Monthly Report from CDPHE to the North Front Range Transportation and Air Quality Planning Council

December 2015

The Air Quality Control Commission:

- The AQCC met on November 19.
 - The Air Pollution Control Division and the Regional Air Quality Council provided an overview of the latest emissions inventory for the Denver/Front Range ozone nonattainment area. Emissions of volatile organic compound (VOCs) and nitrogen oxides (NOx) are projected to decrease, largely due to changes in the oil and gas sector, cleaner vehicles, and power plant retirements under the Clean Air Clean Jobs Act.
 - The Division provided a Regional Haze 5-Year Progress Report. All six IMPROVE visibility monitors, including the one in Rocky Mountain National Park, show that Colorado is on track or ahead of schedule to meet its “reasonable progress goals” for visibility in national parks and federal wilderness areas (known as Class I areas).
 - The AQCC received an update on the Rocky Mountain National Park Initiative, a joint effort by CDPHE, EPA, and the National Park Service to reduce nitrogen deposition.
- The Commission’s next meeting is scheduled for January 21-22 in Denver, CO.
- Information on the Commission’s past and planned activities can be found on their website at: <https://www.colorado.gov/pacific/cdphe/aqcc>.

The Air Pollution Control Division:

- The Division received final approval from EPA for nine exceptional events that occurred in 2014. All were for particulate matter exceedances near Lamar, in eastern Colorado. The Division is still waiting on EPA concurrence on a total of 14 events that occurred near Lamar between 2012-2015.
- The Division took public comment on the Clean Power Plan in Durango, and is planning a public meeting in Commerce City in January 2016.
- The Division hired six new permit engineers. This should help to reduce the backlog of major source (Title V) air permits.

Regional Air Quality Council (RAQC) Report: November 2015

Regional Air Quality Council Report (RAQC)

November 6, 2015 Meeting

RAQC Subcommittees

- RAQC established three Control Strategy Subcommittees to prepare for State Implementation Plan (SIP) for bump up to Moderate Non-attainment in January 2016
 - #1: Area/Stationary Sources - Staff lead: Amanda Brimmer
 - ♣ Oil and Gas
 - ♣ Industrial Sources
 - ♣ Consumer Products
 - ♣ Renewable Energy/ Energy Efficiency
 - #2: Mobile Sources/Fuels - Staff lead: Steve McCannon
 - ♣ Gasoline Fuel Strategies
 - ♣ Alternative Fueled Vehicles (Electric, Natural Gas, etc.)
 - ♣ In Use Vehicles
 - ♣ Non - road Vehicles/Equipment and Fuels
 - #3: Transportation/Land Use/Pricing/Outreach - Staff lead: Kate Cooke
 - ♣ Travel Demand Management
 - ♣ Land Use Strategies
 - ♣ Transportation Pricing
 - ♣ Public Education/Outreach
- The Subcommittees are reviewing the Air Quality modeling to determine what additional strategies might be needed to meeting the 2008 Ozone standard of 75ppb
- There will need to be another SIP developed for the 2015 Standard of 70ppb

New RFP for 2016-2020 OzoneAware Summer Program

- RAQC has released an RFP for a new marketing plan and materials to educate the public about OzoneAware
- RAQC anticipates having the marketing firm under contract by February 2016

Discussion of 2016 RAQC Work Program and Budget

- The RAQC discussed the Work Program and Budget in November with approval scheduled for December 4

CONSENT ITEM: 2015 Q4 TIP Amendment

AGENDA ITEM SUMMARY (AIS)

North Front Range Transportation & Air Quality Planning Council



Meeting Date	Agenda Item		Submitted By
December 3, 2015 Eaton	2015 Q4 TIP Amendment **CONSENT**		Josh Johnson
Objective / Request Action			
To approve allocation of FTA §5304 and FTA §5310 funds for Transfort Route Improvement Project (TRIP) and NFRMPO Mobility Management.			<input type="checkbox"/> Report <input type="checkbox"/> Work Session <input type="checkbox"/> Discussion <input checked="" type="checkbox"/> Action
Key Points			
<u>FTA §5304 – Statewide Planning</u> <ul style="list-style-type: none"> Transfort is requesting an amendment to add the following project and funding into the FY2016-2019 TIP: <ul style="list-style-type: none"> Transfort Route Improvement Project (TRIP) FY16 Allocation of \$40k (Federal) 			
<u>FTA §5310 – Transportation for Elderly Persons and Persons with Disabilities</u> <ul style="list-style-type: none"> NFRMPO is requesting an amendment to add the following project and funding into the FY2016-2019 TIP: <ul style="list-style-type: none"> NFRMPO Mobility Management FY16 Allocation of \$10k 			
Committee Discussion			
At their November 18, 2015 meeting, TAC took action to recommend Council approve the 2015 Q4 TIP Amendment. The motion passed unanimously.			
Supporting Information			
<u>FTA §5304 – Metropolitan & Statewide and Nonmetropolitan Planning</u> FTA 5304 provides funding and procedural requirements for multimodal transportation planning in metropolitan areas and states that is cooperative, continuous, and comprehensive, resulting in long-range plans and short-range programs of transportation investment priorities. Eligible recipients include States, with allocation of funding to MPOs.			
<u>FTA §5310 – Enhanced Mobility of Seniors and Individuals with Disabilities</u> The purpose of FTA 5310 is to improve mobility for seniors and individuals with disabilities by removing barriers to transportation service and expanding transportation mobility options. Eligible recipients include States, with apportionments to rural and small urban areas (UZAs).			
Transfort and the NFRMPO request the following projects be amended into the FY2016-2019 TIP:			
Funding Program	Sponsor	Projects	FY16 (Federal Only)
FTA §5304	Transfort	Transfort Route Improvement Project (TRIP)	\$40k
FTA §5310	NFRMPO	NFRMPO Mobility Management	\$10k
Advantages			
Approval of the 2015 Q4 TIP Amendment will ensure available funds are assigned to projects in a timely manner and that the FY2016-2019 TIP remains fiscally constrained.			
Disadvantages			
None noted.			
Analysis /Recommendation			
TAC recommends Council approval of the 2015 Q4 TIP Amendment adding the FTA §5304 and §5310 projects into the FY2016-2019 TIP.			
Attachments			
<ul style="list-style-type: none"> FTA §5304 – Metropolitan and Statewide Planning Fact Sheet 		<ul style="list-style-type: none"> FTA §5310 – Enhance Mobility of Seniors and Individuals with Disabilities Fact Sheet 	

Rev. 9/17/2014



U.S. Department of Transportation
Federal Transit Administration



**FACT SHEET:
 METROPOLITAN & STATEWIDE AND NONMETROPOLITAN TRANSPORTATION PLANNING
 SECTION 5303, SECTION 5304, SECTION 5305**

	FY 2013 (in millions)	FY 2014 (in millions)
Planning Programs	\$126.9	\$128.8

Purpose

Provides funding and procedural requirements for multimodal transportation planning in metropolitan areas and states that is cooperative, continuous, and comprehensive, resulting in long-range plans and short-range programs of transportation investment priorities. The planning programs are jointly administered by FTA and the Federal Highway Administration (FHWA), which provides additional funding.

Statutory References

- 49 U.S.C. Section 5303 / MAP-21 Section 20005 – Metropolitan transportation planning
- 49 U.S.C. Section 5304 / MAP-21 Section 20006 – Statewide and Nonmetropolitan transportation planning
- 49 U.S.C. Section 5305 – Planning Programs



Eligible Recipients

States, with allocation of funding to Metropolitan Planning Organizations (MPO).

Funding

Federal share is 80% formula-based with a required 20% non-federal match.

What's New?

Establishes a Performance-Based Planning Process

- Requires MPOs and states to develop transportation plans and transportation improvement programs through a performance-driven, outcome-based approach to planning.
- Requires MPOs to establish performance targets that address both the surface transportation performance measures set forth in 23 U.S.C 150(c), in coordination with the state, and public transportation performance measures in coordination with providers of public transportation, to ensure consistency with performance targets related to transit asset management and transit safety, as set forth in 49 U.S.C. 5326(c) and 5329(d).
- MPO plans must include performance targets that address performance measures and standards and a System Performance Report.
- Transportation Improvement Programs (TIP) must include a description of the anticipated progress brought about by implementing the TIP toward achieving the performance targets.

(cont.)

Metropolitan & Statewide and Nonmetropolitan Transportation Planning

What's New? (cont.)

- By October 1, 2017, DOT must submit a Report to Congress evaluating the effectiveness of performance-based planning and assessing the technical capacity of MPOs in smaller areas to undertake performance-based planning.

Supports Optional Scenario Development

- MPOs may undertake Scenario Development in preparing the metropolitan transportation plan and are encouraged to consider alternative demographic growth and revenue options.

Requires Transit Representation on MPO Policy Boards in Large Urbanized Areas

- Within two years, MPOs in urbanized areas designated as transportation management areas must include transit officials on their policy boards.

Allows Designation of Regional Transportation Planning Organizations

- Regional transportation planning organizations may be designated, comprised of volunteer local government and transportation officials to assist the state in addressing the needs of nonmetropolitan areas.

Authorizes Transit-Oriented Development (TOD) Pilot Program

- Creates a pilot program for TOD planning around new fixed guideway or core capacity projects.


Ongoing Provisions

- Documents: Unified Planning Work Program, Transportation Plan, TIP, Public Participation Plan, and Congestion Management Process.
- Concepts: Eight planning factors, Certification of Transportation Management Areas.

For additional information on FTA and MAP-21, visit www.fta.dot.gov/map21.



U.S. Department of Transportation
Federal Transit Administration



FACT SHEET
ENHANCED MOBILITY OF SENIORS AND INDIVIDUALS WITH DISABILITIES
SECTION 5310

	FY 2013 (in millions)	FY 2014 (in millions)	FY 2015 (in millions)
Formula Grants for the Enhanced Mobility of Seniors and Individuals with Disabilities	\$254.8	\$258.3	\$257

Purpose

To improve mobility for seniors and individuals with disabilities by removing barriers to transportation service and expanding transportation mobility options. This program supports transportation services planned, designed, and carried out to meet the special transportation needs of seniors and individuals with disabilities in all areas – large urbanized (over 200,000), small urbanized (50,000-200,000), and rural (under 50,000). Eligible projects include both traditional capital investment and nontraditional investment beyond the Americans with Disabilities Act (ADA) complementary paratransit services.

Statutory References

49 U.S.C. Section 5310 / MAP-21 Section 20009

What's New since MAP-21 (2012)

- The New Freedom Program (5317) and Elderly and Disabled Program (5310) were consolidated.
- Locally developed coordinated plans must be developed and approved by community stakeholders including individuals with disabilities and seniors.

Eligible Recipients

- Funds are Apportioned to direct recipients:
 - States for rural and small urban areas (small UZAs)
 - Designated recipients chosen by the Governor of the State for large urban areas (large UZAs)
- Direct recipients have flexibility in how they select subrecipient projects for funding, but their decision process must be clearly noted in a state/program management plan.
- The selection process may be: Formula-based, Competitive, or Discretionary and subrecipients can include: States or local government authorities, private non-profit organizations, or operators of public transportation.




Eligible Activities

- At least 55% of program funds must be used on capital or “traditional” 5310 projects. Examples include:
 - Buses and vans; wheelchair lifts, ramps, and securement devices; transit-related information technology systems including scheduling/routing/one-call systems; and mobility management programs.
 - Acquisition of transportation services under a contract, lease, or other arrangement. Both capital and operating costs associated with contracted service are eligible capital expenses. User-side subsidies are considered one form of eligible arrangement. Funds may be requested for contracted services covering a time period of more than one year. The capital eligibility of acquisition of services as authorized in 49 U.S.C. 5310(b)(4) is limited to the Section 5310 program.
- The remaining 45% is for other “nontraditional” projects. Under MAP-21, the program was modified to include projects eligible under the former 5317 program, described as: Capital and operating expenses for new public transportation services and alternatives beyond those required by the ADA, designed to assist individuals with disabilities and seniors. Examples include:
 - Travel training; volunteer driver programs; building an accessible path to a bus stop including curb-cuts, sidewalks, accessible pedestrian signals or other accessible features; improving signage, or way-finding technology; incremental cost of providing same day service or door-to-door service; purchasing vehicles to support new accessible taxi, rides sharing and/or vanpooling programs; and mobility management programs.
- Mobility management is eligible for 100% of 5310 funding.

Funding

- Based on Census data, the formula funds are apportioned to each State based on the number of older adults and individuals with disabilities and allocated by area:
 - Large UZAs: 60%
 - Small UZAs: 20%
 - Rural: 20%
 - States can transfer small or rural allocations to large UZA’s but not the other way around.
- Local match requirements:
 - 20% for capital expenses
 - 50% for operating expenses
- Match can come from other Federal (non-DOT) funds. This can allow local communities to implement programs with 100% federal funding. One example is Older Americans Act (OAA) Title IIIB Supportive Services Funds: http://www.aoa.gov/AOA_programs/OAA/resources/faqs.aspx#Transportation



Additional Information

- 5310 program recipients may partner with meal delivery programs such as the OAA-funded meal programs (to find local programs, visit: www.Eldercare.gov) and the USDA Summer Food Service Program <http://www.fns.usda.gov/sfsp/summer-food-service-program-sfsp>. Transit service providers receiving 5310 funds may coordinate and assist in providing meal delivery services on a regular basis if they do not conflict with the provision of transit services.
- FTA requires its formula grantees to provide half fare service for fixed route service supported with FTA funds to older adults and individuals with disabilities who present a Medicare card: http://www.fta.dot.gov/documents/14_Half_Fare_TriennialGuidance_FY2011.pdf



RESOLUTION NO. 2015-17
OF THE NORTH FRONT RANGE TRANSPORTATION & AIR QUALITY PLANNING COUNCIL
ADOPTING AN AMENDMENT TO THE
FY2016-2019 TRANSPORTATION IMPROVEMENT PROGRAM (TIP) REGARDING
FTA§5304 AND FTA§5310 PROJECTS FOR FFY2016

WHEREAS, 49 CFR PART 613 §450.324 requires the development of a fiscally constrained Transportation Improvement Program (TIP) for Metropolitan Planning Organizations through the continuing, cooperative, and comprehensive (“3C”) multimodal transportation planning process; and

WHEREAS, the North Front Range Transportation & Air Quality Planning Council as the Metropolitan Planning Organization (MPO) is the agency responsible for developing the TIP in accordance with the above stated regulation; and

WHEREAS, transportation projects programmed in the FY2016-2019 TIP are consistent with the adopted 2040 Regional Transportation Plan; and

WHEREAS, the Air Quality Conformity Finding conducted on the FY2016-2019 TIP was positive, and all of the projects in the FY2016-2019 TIP come from the conforming 2040 Regional Transportation Plan and this TIP Amendment does not change the positive conformity finding on the FY2016-2019 TIP; and

NOW, THEREFORE, BE IT RESOLVED, the North Front Range Transportation & Air Quality Planning Council hereby amends the FY2016-2019 TIP adding the following transit projects and funding:

- FTA§5304 – Metropolitan & Statewide and Nonmetropolitan Transportation Planning
 - Transfort Route Improvement Project (TRIP) – FFY2016 Allocation of \$40,000 (Federal)
- FTA§5310 – Transportation for Elderly Persons & Persons with Disabilities
 - NFRMPO Mobility Management – FFY2016 Allocation of \$10,000 (Federal)

Passed and adopted at the regular meeting of the North Front Range Transportation & Air Quality Planning Council held this 3rd day of December, 2015.

Sean Conway, Chair

ATTEST:

Terri Blackmore, Executive Director

Executive Director Report: December 2015

December 2015 Director's Report

Regional Issues Summit

- As noted at the November 5, Planning Council meeting, the NFRMPO will have two booths and a table for the event.
- Any council member wishing to attend the event as part of the MPO table should RSVP to Renae Steffen rsteffen@nfrmpo.org no later than December 2.
- The event is being held at the Embassy Suites from 7:30 to Noon and includes breakfast.

Funding Brochure

- The Transportation Team is updating the Funding Brochure to include additional funding options. The updated brochure is available on the NFRMPO website at <http://bit.ly/1XkiV5t>.

VanGo™

- VanGo released an RFP on October 5 and it closed on October 26 anticipating the FASTER contract being in place.
- CDOT is expediting the contract return to the VanGo program and it is expected by December 10, 2015 allowing the purchase of vehicles using the bids received.
- A new VanGo brochure has been created in house and will be available for the December 11 Regional Issues Summit.
- Effective November 16, the VanGo™ maintenance that has been done at Transfort will move to Wood Street Garage.
- The MPO is exploring the possibility of having some VanGo™ maintenance completed by the City of Loveland.

Plans kicked off for update or development

- The Transportation Team has initiated the development of the Freight Northern Colorado Plan and the Non-motorized Plan which will update the bike portion and add pedestrian facilities

NEW NFRMPO Documents

- To assist with public outreach, staff has designed and printed the following documents:
 - Brochure
 - Annual Report
 - Mobility Postcards
- Any Planning Council member who would like extra copies of any of the documents should contact me at tblackmore@nfrmpo.org

Annual Listing of Federally Obligated Projects

- Will be posted on the NFRMPO website and available in the NFRMPO offices no later than December 15

Mobility Councils

- The Larimer and Weld County Mobility Councils have both been surveyed to ensure the Councils are meeting the needs of the communities.

COMMITTEE REPORT: TAC – November 18, 2015

**EXECUTIVE SUMMARY of the
TECHNICAL ADVISORY COMMITTEE (TAC)
North Front Range Transportation and Air Quality Planning Council
November 18, 2015**

APPROVAL OF THE OCTOBER 21, 2015 TAC MEETING MINUTES:

The October TAC meeting minutes were approved unanimously.

CONSENT AGENDA:

2015 Q4 TIP Amendment – Wilkinson moved to recommend Planning Council approval of the 2015 4th Quarter TIP Amendment. The motion was approved unanimously.

OUTSIDE PARTNER REPORTS:

NoCo Bike/Ped Collaborative – Boring discussed the 2015 Northern Colorado Bike and Walk Conference held on November 5th. There were 140 attendees, including Governor Hickenlooper and CDOT Director Shailen Bhatt, two walking audit sessions, and two breakout sessions. The keynote speaker, Mark Fenton, also presented to the Planning Council prior to their regular meeting.

Regional Transit Items – Jones reported Greeley and Fort Collins will be moving forward with the RTE recommendation to study transit between the two cities. GET began collecting employment data between Colorado State University and University of Northern Colorado. Jones also reported GET had its highest ridership month ever this October.

PRESENTATIONS:

ALT Fuels Colorado – McCannon presented information about the ALT Fuels Colorado and Charge Ahead Colorado programs. Grants are available for electric vehicles and electric vehicle supply equipment through the Colorado Energy Office (CEO), Colorado Department of Local Affairs (DOLA), CDOT, Federal Highway Administration (FHWA), Noble Energy, and the Regional Air Quality Council (RAQC).

Implementing EPA's 2015 8-Hour Ozone Standard – Brimmer presented the EPA's new ozone standard of 70 parts per billion (ppb), the Denver Metro Area/Front Range non-attainment area's State Implementation Plan (SIP) schedule, and the region's emission inventories.

Laurel Street Separated Bike Lane Project – Wilkinson presented details about the first phase of Fort Collins' Low Stress Bike Network, including the Laurel Street separated bike lane and the Remington Greenway.

DISCUSSION ITEMS:

Freight Northern Colorado Plan Schedule – Karasko outlined the creation the region's first freight plan, Freight Northern Colorado (FNC). The plan will include existing conditions, current and future plans and programs, emerging trends, and implementation sections. Karasko stated the plan is scheduled to be adopted by the Planning Council in September 2016.

Non-Motorized Plan Schedule – Johnson presented the schedule and sections for the update to the Regional Non-Motorized Plan. The updated plan will feature information about trails and sidewalks, local bicycle and pedestrian plans and programs, and completed sections of the corridors from the 2013 Regional Bicycle Plan. Johnson stated the plan is scheduled to be adopted by the Planning Council in September 2016.

COMMITTEE REPORT: Finance – November 18, 2015

Finance Committee Report

- Finance Committee met on November 18, 2015
- 3rd Quarter 2015 Unaudited Financial Statements were reviewed
- The committee recommends that Council accept the statements as presented.
- It is time to start negotiating our building lease renewal. Horak agreed to be part of that process.
- Beginning with all new contracts executed with CDOT, the travel reimbursement for use of personal vehicles will be 90% of the federal allowable rate.
- The NFRMPO will continue to use the negotiated indirect cost rate from CDOT and forgo indirect costs for the mobility management program passed through Fort Collins instead of having all indirect costs follow the allowable un-negotiated FTA rate of 10%
- Currently our negotiated rate with CDOT is 39.83%
- The Vango™ program will use part of the Fort Collins funds for preventive maintenance.
- The Vango™ may have under 60 vans on the road by the end of November.
- This is a reduction of approximately 13 vans since January 1, 2015

Meeting Minutes of the
Finance Committee of the North Front Range Transportation & Air Quality Planning Council

November 18, 2015

7:30 a.m.

Mimis Café

1450 River Drive

Loveland, CO

Members Present

Kevin Ross

Paula Cochran

Jan Dowker

Gerry Horak

MPO Staff Present

Terri Blackmore

Crystal Hedberg

Approval of Minutes:

Horak moved to approve the August 19, 2015 meeting minutes. The motion was seconded and passed unanimously.

3rd Quarter 2015 unaudited Financial Statements and Investment Report

The 3rd quarter 2015 unaudited financial statements were reviewed. Crystal Hedberg, Financial Manager, noted that the investment report had been modified to reflect reserve balances based on the adopted reserve policy. It was moved and seconded to recommend Council accept the 3rd quarter unaudited financial statements. The motion passed.

Office Lease

Crystal Hedberg reported Blue Ocean, the owner of the office building we lease, has approached us to renew our lease early. The current lease will expire in February 2017. She stated the NFRMPO is currently paying approximately \$12.00/sq. ft. The office building has been remodeled (excluding the NFRMPO space) moving it from a "C" property to a "B" property. The owners of the building have indicated the current market rental rate for this location ranges from \$18/sq. ft. to \$23/ sq. ft. Due to downsizing, the MPO currently has vacant offices. The possibility of reconfiguring the main office to incorporate the large conference room into this space is being considered. Currently this conference room is a separate space. Horak agreed to help negotiate a new lease.

Information Items

- a) Travel reimbursement – CDOT has negotiated with FHWA a mileage reimburse rate at 90% of the federal allowable rate. Beginning with all new contracts with CDOT the MPO will only be able to be reimbursed at this negotiated rate.

- b) Indirect rate- The Mobility Program is currently funded with Section 5310 monies. We receive our funds for the TMA through Fort Collins, and the Weld County program funds flow thru CDOT. Fort Collins will not allow reimbursement of indirect cost because FTA has not approved an indirect cost rate. CDOT approves the indirect cost rate for all programs being administered by them. Beginning in 2015, we could claim a 10% indirect cost rate through FTA without an approved plan, but we would be bound by that rate for all programs. Our current negotiated rate with CDOT is 39.83%. It was determined that it was better to forgo the indirect rate from Fort Collins.

- c) Fort Collins funds used for preventative maintenance – The VanGo program will use some of the funds received from Fort Collins in exchange for Section 5307 funds to provide preventive maintenance.

- d) Vango™ Program – Staff informed the finance committee, that the program could possibly be under 60 vans on the road by the end of the month. Low fuel prices are a big factor in the decrease of routes. Staff has recently increased marketing efforts for the program. Dowker suggested contacting member agencies to highlight the program. Horak noted that it was an important program and should be continued.

ACTION ITEM: 3rd Quarter Unaudited Financials

North Front Range Transportation and Air Quality Planning Council
 Unaudited Statement of Net Assets
 For the Nine Months Ending Wednesday, September 30, 2015

ASSETS

Cash and Cash	
Equivalents	\$311,112
Cash-Savings	736,965
Investments	953,308
Receivables	109,673
Prepays	
Capital Assets, net	1,183,965
Grant Receivables for	
Long Term Liabilities	<u>23,367</u>
Total Assets	<u><u>3,318,391</u></u>

LIABILITIES AND NET ASSETS

LIABILITIES

Accounts Payable and	
Accrued Liabilities	124,903
Deferred Revenue	124,591
Long-Term Liabilities	
Capital Leases	7,495
Accumulated Leave	<u>23,367</u>
Total Liabilities	<u><u>280,356</u></u>

FUND BALANCE

Unreserved	2,862,604
Current Year Revenue	
over (under) Expenditures	<u>175,430</u>
Total Fund Balance	<u><u>3,038,034</u></u>

Total Liabilities and Fund	
Balance	<u><u>3,318,391</u></u>

North Front Range Transportation Air Quality Planning Council
 Unaudited Revenues, Expenditures, Changes in Fund Balance
 For the Nine Months Ending Wednesday, September 30, 2015

	2015	2015	2015	2015	2015		%
	3rd Qtr Budget	3rd Qtr Actual	Quarterly Variance	Annual Budget	3rd Qtr year to Date	Annual variance	Complete
REVENUE							
FHWA - Federal Income - CPG	\$275,312	\$128,470	\$146,842	\$1,065,536	\$429,688	\$635,848	40.33%
FHWA - Federal Income - STP-Metro - Matched	46,921	3,984	42,938	230,293	11,268	219,025	4.89% ①
FHWA - Federal Income -Step Metro- Unmatched	12,500	492	12,008	37,500	37,500		100.00% ②
State Planning Funds	6,250	2,459	3,791	18,750	8,296	10,454	44.25%
State-APCD	6,250	4,848	1,402	27,500	16,096	11,404	58.53%
State - FASTER Funds	16,000		16,000	108,000		108,000	0.00% ③
FTA - Federal income - Section 5310	20,000	9,599	10,401	72,400	30,565	41,835	42.22%
FTA - Federal income - Section 5311					20,000	(20,000)	0.00%
FTA - Federal Income - Section 5317		4,503	(4,503)		7,661	(7,661)	0.00%
Subtotal Grant Revenue	383,233	154,354	228,879	1,559,979	561,075	998,904	35.97%
Local match - Member Entites	70,351	29,680	40,671	283,231	99,053	184,177	34.97%
100% Local	75		75	296		296	0.00%
Subtotal Local - All Sources	70,426	29,680	40,746	283,527	99,053	184,473	34.94%
Program Revenue - Fares	242,321	259,096	(16,775)	992,619	710,107	282,512	71.54%
City of Fort Collins Funds	56,078		56,078	272,698	249,070	23,628	91.34%
Subtotal VanGo Revenue-All Sources	298,398	259,096	39,303	1,265,317	959,177	306,140	75.81%
Miscellaneous Revenue		235	(235)		1,935	(1,935)	0.00%
Interest Earned		1,346	(1,346)		2,538	(2,538)	0.00%
Subtotal Other Revenue Sources		1,581	(1,581)		4,473	(4,473)	0.00%
Total Revenue- Combined Sources	752,058	444,711	307,347	3,108,823	1,623,778	1,485,044	52.23%
EXPENDITURES/EXPENSES							
Administration	58,950	40,882	18,068	253,713	124,878	128,834	49.22%
Transportation Planning	201,996	127,542	74,454	857,293	375,194	482,099	43.76%
VanGo	65,605	56,457	9,148	269,713	165,066	104,647	61.20%
Mobility Management	17,000	9,915	7,085	66,501	29,057	37,444	43.69%
Subtotal Payroll Expense	343,551	234,796	108,755	1,447,220	694,195	753,024	47.97% ④
Professional Services & Consulting	64,245	10,563	53,682	210,110	96,198	113,912	45.78%
Subtotal professional Services & Consulting	64,245	10,563	53,682	210,110	96,198	113,912	45.78%
Fleet Expense	181,036	147,120	33,915	718,409	397,347	321,062	55.31%
Insurance Expense	1,000	2,094	(1,094)	4,225	3,141	1,084	74.35%
Office Furniture/Equipment (non-cap)	18,167	47,629	(29,462)	68,500	53,041	15,459	77.43%
Office Supplies	1,175	1,275	(100)	4,900	3,794	1,106	77.42%
Communications (phone/data/fax)	3,916	2,382	1,534	14,499	7,058	7,440	48.68%
Postage	800	774	27	2,925	1,219	1,706	41.66%
Printing	6,537	71	6,465	20,310	633	19,677	3.12% ⑤
Rent	26,792	17,934	8,858	107,875	79,912	27,962	74.08%
Credit Card Fees (VanGo)	5,000	4,051	949	19,125	12,589	6,536	65.83%
Other Office Operating (Facility, Repairs, Furniture move)	7,405	3,955	3,449	30,139	8,522	21,617	28.28%
Recycling, Office Equipment Lease, Water)							
Dues, licensing and Subscriptions	2,480	1,996	484	8,955	5,731	3,224	64.00%
Maintenance Contracts - Copier maintenance/usage	15,182	27,043	(11,861)	58,619	47,613	11,006	81.22%
Software maintenance							
Other Operating Expenses		305	(305)		370	(370)	0.00%
Bad Debt (VanGo)		304	(304)		1,041	(1,041)	0.00%
Indirect Costs							0.00%
Travel/Conference/Training Expense	5,737	4,293	1,444	21,925	6,622	15,303	30.20% ⑥
Capitalized Equipment /Vehicles	64,861	10,180	54,681	353,084	10,299	342,785	2.92% ⑦
Pass Through JARC/New Freedom Funds		6,157	(6,157)		8,865	(8,865)	0.00%
Subtotal Other Expenses	343,363	283,181	60,182	1,446,613	657,955	788,658	45.48%
Total Expenditures/Expenses	751,158	528,540	222,618	3,103,942	1,448,349	1,655,594	46.66%
Excess(Deficiency) of Revenue over Expenditures)	899	(83,829)	84,728	4,880	175,430	(170,550)	

Explanation of Variances

- ① Only salaries has been charged thru September, 2015. Travel data expenditures and updates to the TIP program will be made as the year
- ② Contact executed by CDOT in February. Funds were fully expended in July 2015.
- ③ State FASTER funds will be used for van purchases later in the year. This contract still has not been finalized by CDOT .
- ④ The final vacant position wasn't filled until February. Salary surveys and adjustments are being made as necessary starting October 1, 2015.
- ⑤ Printing costs are the copy overages from the contracted amount. To date, this has been minimal.
- ⑥ Staff will continue to participate in seminars and training for the remaining of the year
- ⑦ No vans were purchased in the first two quarters of the year. Purchases will occur later in the year after the FASTER contract has been executed. A new Server Projected was started.

<u>3rd Quarter Professional Services & Consulting (1)</u>	3rd Quarter			Year-to-Date			%
	2015	2015	Variance Over	2015	2015	Variance	
	Budget	Actual	(Under)	Budget	Actual	Under (over)	
Professional Services & Consulting							
Administration							
Information Technology Services							
ITX Technology	\$ 7,250.00	\$ 4,074.25	\$ (3,175.75)	\$ 29,000.00	\$ 19,711.75	\$ 9,288.25	67.97%
Njevity	\$ 250.00		\$ (250.00)	\$ 1,000.00	\$ 262.50	\$ 737.50	26.25%
Audit Services							
Anton Collins Mitchell, LLP	\$ 3,250.00		\$ (3,250.00)	\$ 13,000.00	\$ 13,000.00	\$ -	100.00% (a)
Legal Services							
Bell, Gould & Scott PC	\$ 3,768.75	\$ 2,345.00	\$ (1,423.75)	\$ 15,075.00	\$ 12,670.48	\$ 2,404.52	84.05%
Human Services							
Mountain States Employers Council							0.00%
	\$14,518.75	\$ 6,419.25	\$ (8,099.50)	\$58,075.00	\$45,644.73	\$ 12,430.27	78.60%
VanGo™ Program							
Planning							
Land Use/Travel Demand Model							
Cambridge Systematics	\$ 4,750.00	\$ 2,369.94	\$ (2,380.06)	\$ 19,000.00	\$ 18,876.56	\$ 123.44	99.35% (b)
Cambridge Systematics-CDOT	\$ 2,050.00	\$ 1,015.69	\$ (1,034.31)	\$ 8,200.00	\$ 8,296.42	\$ (96.42)	101.18% (b)
Model Updates							
Travel Speed Data	\$ 4,200.00	\$ -	\$ (4,200.00)	\$ 16,800.00	\$ -	\$ 16,800.00	0.00%
Website Upgrade	\$ 9,913.75	\$ -	\$ (9,913.75)	\$ 39,655.00	\$ -	\$ 39,655.00	0.00%
TIP updates	\$ 10,875.00	\$ -	\$ 20,077.15	\$ 43,500.00	\$ -	\$ 43,500.00	0.00%
	\$ 5,095.00	\$ -	\$ 10,163.40	\$ 20,380.00	\$ -	\$ 20,380.00	0.00%
Severence Transportation Plan							
Felsburg Holt & Ullevig	\$ -	\$ -	\$ -	\$ -	\$ 471.09	\$ (471.09)	(d)
	36,883.75	3,385.63	12,712.43	147,535.00	27,644.07	119,890.93	18.74%
Mobility Management							
Online Guide	\$ -	\$ -	\$ -		\$ 20,000.00	\$ (20,000.00)	(e)
Volunteer Drivers Program	\$ 1,125.00	\$ 758.23	\$ (366.77)	\$ 4,500.00	\$ 2,909.55	\$ 1,590.45	64.66%
	\$ 1,125.00	\$ 758.23	\$ (366.77)	\$ 4,500.00	\$ 22,909.55	\$ (18,409.55)	509.10%
3rd Qtr Quarter Professional Services & Consulting Total	\$ 52,527.50	\$ 10,563.11	\$ (41,964.39)				
Year-to-Date Professional Services & Consulting Total				\$ 210,110.00	\$ 96,198.35	\$ 113,911.65	45.78%

- (a) Auditing services are paid within the time frame that they are performed. .
- (b) Projects carried over from FFY 2014 - Completed by the end of the 2nd Qtr.
- (d) Project carried over from FFY 2014 - Completed by the end of the 2nd Qtr
- (e) This project carried over from FFY 2014 and funded 100% by CDOT.

North Front Range Metropolitan Planning Organization
 Unaudited Statement of Net Assets
 For the Nine Months Ending Wednesday, September 30, 2015

ASSETS

Cash and Cash	
Equivalents	\$128,699
Cash-Savings	245,743
Investments	120,816
Receivables	126,926
Prepays	
Capital Assets, net	39,345
Grant Receivables for	
Long Term Liabilities	<u>12,970</u>
Total Assets	<u><u>674,499</u></u>

LIABILITIES AND NET
ASSETS

LIABILITIES

Accounts Payable and	
Accrued Liabilities	99,902
Deferred Revenue	124,591
Long-Term Liabilities	
Capital Leases	7,495
Accumulated Leave	<u>12,970</u>
Total Liabilities	<u><u>244,958</u></u>

FUND BALANCE

Unreserved	572,611
Current Year Revenue	
over (under) Expenditures	<u>(143,070)</u>
Total Fund Balance	<u><u>429,541</u></u>

Total Liabilities and Fund	
Balance	<u><u>674,499</u></u>

North Front Range Metropolitan Planning Organization
 Unaudited Revenues, Expenditures, Changes in Fund Balance
 For the Nine Months Ending Wednesday, September 30, 2015

	2015	2015	2015	2015	2015		%
	3rd Qtr budget	3rd Qtr Actual	Quarterly Variance	Annual Budget	3rd Qtr Year to Date	Annual Variance	Complete
REVENUE							
FHWA - Federal Income - CPG	\$275,312	\$128,470	\$146,842	\$1,065,536	\$429,688	\$635,848	40.33%
FHWA - Federal Income - STP-Metro - Matched	46,921	3,984	42,938	230,293	11,268	219,025	4.89% (1)
FHWA - Federal Income -Step Metro-Unmatched							
State Planning Funds	6,250	2,459	3,791	18,750	8,296	10,454	44.25%
State-APCD	6,250	4,848	1,402	27,500	16,096	11,404	58.53%
State - FASTER Funds							
FTA - Federal income - Section 5310	20,000	9,599	10,401	72,400	30,565	41,835	42.22%
Fed Income-Section 5311					20,000	(20,000)	0.00%
FTA - Federal Income - Section 5317		4,503	(4,503)		7,661	(7,661)	0.00%
Subtotal Grant Revenue	354,733	153,862	200,871	1,414,479	523,575	890,904	37.02%
Local match - Member Entites	70,351	29,680	40,671	283,231	99,053	184,177	34.97%
100% Local	75		75	296		296	0.00%
Subtotal Local - All Sources	70,426	29,680	40,746	283,527	99,053	184,473	34.94%
Miscellaneous Revenue		235	(235)		440	(440)	0.00%
Interest Earned		210	(210)		533	(533)	0.00%
Subtotal Other Revenue Sources		445	(445)		973	(973)	0.00%
Total Revenue- Combined Sources	425,159	183,987	241,173	1,698,005	623,602	1,074,404	36.73%
EXPENDITURES/EXPENSES							
Administration	58,950	40,882	18,068	253,713	124,878	128,834	49.22%
Transportation Planning	201,996	127,542	74,454	857,293	375,194	482,099	43.76%
Mobility Management	16,779	9,908	6,870	65,735	29,041	36,694	44.18%
Subtotal Payroll Expense	277,724	178,332	99,392	1,176,741	529,114	647,627	44.96% (2)
Professional Services & Consulting	64,245	10,563	53,682	210,110	94,877	115,233	45.16%
Subtotal professional Services & Consulting	64,245	10,563	53,682	210,110	94,877	115,233	45.16%
Fleet Expense	3,125	1,147	1,978	10,500	2,178	8,322	20.74%
Insurance Expense	1,000	2,094	(1,094)	4,225	3,141	1,084	74.35%
Office Furniture/Equipment (non-cap)	18,167	47,629	(29,462)	68,500	53,041	15,459	77.43%
Office Supplies	1,175	1,275	(100)	4,900	3,722	1,178	75.95%
Communications (phone/data/fax)	3,916	1,630	2,286	14,499	6,307	8,192	43.50%
Postage	625	635	(10)	2,400	1,071	1,329	44.61%
Printing	6,537		6,537	20,210	536	19,674	2.65%
Rent	26,792	17,934	8,858	107,875	79,912	27,962	74.08%
Other Office Operating (Facility, Repairs, Furniture move Recycling, Office Equipment Lease, Water)	2,375	3,356	(981)	10,050	7,308	2,742	72.72%
Dues, licensing and Subscriptions	1,875	1,707	168	6,818	4,197	2,621	61.56%
Maintenance Contracts - Copier maintenance/usage	10,652	6,870	3,782	39,014	26,243	12,771	67.27%
Software maintenance							
Other Operating Costs		295	(295)		360	(360)	0.00%
Bad Debt (VanGo)							0.00%
Event/Meeting Expense	2,026	2,673	(648)	8,749	6,954	1,795	79.48%
Indirect Costs	(13,912)	(705)	(13,207)	(57,892)	(75,619)	17,727	130.62% (3)
Travel/Conference/Training Expense	4,612	2,584	2,028	17,850	4,166	13,684	23.34%
Capitalized Equipment /Vehicles	13,500	10,180	3,320	49,000	10,299	38,701	21.02% (4)
Pass Through JARC/New Freedom Funds		6,157	(6,157)		8,865	(8,865)	0.00%
Subtotal Other Expenses	82,464	105,461	(22,997)	306,695	142,681	164,016	46.52%
Total Expenditures/Expenses	424,434	294,356	130,077	1,693,546	766,672	926,876	45.27%
Excess(Deficiency of Revenue over Expenditures)	726	(110,370)	111,095	4,460	(143,070)	147,528	

(1) only salaries have been charged thru September 30, 2015. Other expenditures and updates to the TIP program will be made in the fourth quarter.
 (2) The final vacant position wasn't filled until February. Salary surveys and adjustments are being made as necessary starting October 1, 2015.
 (3) Indirect costs are offset with VanGo indirect costs.
 (4) The cost of software budgeted will be purchased in the fourth quarter.

VanGo
Statement of Net Assets
For the Nine Months Ending Wednesday, September 30, 2015

ASSETS

Cash and Cash	
Equivalents	\$182,414
Cash-Savings	491,222
Investments	832,492
Receivables	(17,253)
Capital Assets, net	1,144,620
Grant Receivables for	
Long Term Liabilities	<u>10,397</u>
Total Assets	<u><u>2,643,891</u></u>

LIABILITIES AND NET
ASSETS

LIABILITIES

Accounts Payable and	
Accrued Liabilities	25,002
Long-Term Liabilities	
Accumulated Leave	<u>10,397</u>
Total Liabilities	<u><u>35,399</u></u>

FUND BALANCE

Unreserved	2,289,993
Current Year Revenue	
over (under) Expenditures	<u>318,500</u>
Total Fund Balance	<u><u>2,608,493</u></u>

Total Liabilities and Fund	
Balance	<u><u>2,643,891</u></u>

VanGo
 Anaudited Revenue, Expenditures Changes in Fund Balance
 For the Nine Months Ending Wednesday, September 30, 2015

	2015	2015	2015	2015	2015		%
	3rd Qtr Budget	3rd Qtr Actual	Quarterly Variance	Annual Budget	3rd Qtr Year to Date	Annual Variance	Complete
REVENUE							
FHWA - Federal Income -Step							
Metro-Unmatched	\$12,500	\$492	\$12,008	\$37,500	\$37,500		100.00%
State - FASTER Funds	16,000		16,000	108,000		108,000	0.00% (a)
Subtotal Grant Revenue	28,500	492	28,008	145,500	37,500	108,000	25.77%
Program Revenue - Fares							
Program Revenue - Fares	227,321	217,821	9,500	905,662	588,768	316,894	65.01%
Sale of Vehicles	15,000	41,275	(26,275)	86,958	121,339	(34,381)	139.54% (b)
City of Fort Collins Funds	56,078		56,078	272,698	249,070	23,628	91.34%
Subtotal VanGo Revenue-All Sources	326,899	259,588	67,311	1,410,818	996,677	414,141	70.65%
Interest Earned		1,137	(1,137)		3,499	(3,499)	0.00%
Subtotal Other Revenue Sources		1,137	(1,137)		3,499	(3,499)	0.00%
Total Revenue- Combined Sources	326,899	260,725	66,174	1,410,818	1,000,176	410,642	70.89%
EXPENDITURES/EXPENSES							
Fleet Expense							
Fleet Insurance	31,250	58,189	(26,939)	123,750	114,458	9,292	92.49%
Fleet Lease Payments	6,300	6,300		25,250	18,900	6,350	74.85%
Fleet Motor Fuel & Oil	72,511	37,188	35,323	291,784	134,203	157,581	45.99%
Fleet Repairs & Maintenance	61,775	38,424	23,351	245,250	114,505	130,745	46.69%
Fleet Repairs & Maintenance-Insurance Deductible	3,400	500	2,900	11,575	2,500	9,075	21.60%
Guaranteed Ride Home	1,175	1,435	(260)	4,550	1,912	2,638	42.02%
Fleet Other	1,500	3,936	(2,436)	5,750	8,691	(2,941)	151.15% (c)
Subtotal Fleet Expense	177,911	145,972	31,939	707,909	395,169	312,740	55.82%
VanGo Payroll	66,000	56,457	9,543	270,900	165,066	105,834	60.93%
Professional Services and Consulting					1,321	(1,321)	0.00%
Office Supplies					72	(72)	0.00%
Communications (phone/data/fax)		752	(752)		752	(752)	0.00%
Postage	175	138	37	525	148	377	28.19%
Credit Card Fees	5,000	4,051	949	19,125	12,589	6,536	65.82%
Other Office operating (Facility, Repairs, Furniture move, Recycling, Office Equipment lease, Water)		86	(86)	100	112	(12)	112.00% (d)
Dues, Licensing and Subscriptions	605	290	315	2,138	1,534	604	71.75%
Maintenance Contracts - Copier maintenance/usage	4,530	20,173	(15,643)	19,606	21,383	(1,777)	109.06% (e)
Bad Debt		304	(304)		1,041	(1,041)	0.00%
Rideshare Promotion	5,030	595	4,435	20,089	1,210	18,879	6.02%
Event/Meeting Expense	1,250	2,946	(1,696)	4,375	3,204	1,171	73.23%
Indirect Costs	13,912	705	13,207	57,892	75,619	(17,727)	130.62% (f)
Travel/Conference/ Training	1,125	1,709	(584)	4,075	2,456	1,619	60.27%
Capitalized Equipment/Vehicles	51,361		51,361	304,084		304,084	0.00% (g)
Subtotal Other Expenses	82,988	31,749	51,239	432,009	120,120	311,889	27.80%
Total Expenditures/Expenses	326,899	234,178	92,721	1,410,818	681,676	729,142	48.32%
Excess(Deficiency of Revenue over Expenditures)		26,547	(26,547)		318,500	(318,500)	

Explanation of Variances

- (a) State FASTER funds will be used for van purchases later in the year. This contract still has not been finalized by CDOT.
- (b) The budget was for the sale of 8 vans at \$7,500. Through 3rd quarter 1 vans were sold at an average sales price of \$10,112. Additional vans
- (c) Rider incentives were originally budgeted as a decrease to fares.
- (d) Includes printing cost over the amount covered under the maintenance costs. We are currently tracking these by department.
- (e) The annual maintenance charge of the Vango website was paid in the 3rd quarter.
- (f) Indirect costs are offset with MPO indirect costs
- (g) There has been no vehicle purchases due to the lack of the FASTER contract from CDOT.

North Front Range Transportation and Air Quality Planning Council
 Cash and Investment Institution Listing
 As of September 30, 2015

Institution	Account Number	Balance as of September 30, 2015		
		MPO	VanGo	Total
Cash				
1st National Bank	0022	\$	182,413.74	\$ 182,413.74
1st National Bank	7343	\$	128,623.63	\$ 128,623.63
Petty Cash		\$	75.00	\$ 75.00
Total Cash		\$	128,698.63	\$ 311,112.37
Savings				
Community Banks of Colorado	0439	\$	245,743.49	\$ 245,743.49
Public Service Credit Union	0095	\$	245,932.72	\$ 245,932.72
1st National Bank	6539	\$	245,288.79	\$ 245,288.79
Total Savings		\$	491,221.51	\$ 736,965.00
Investments				
COLOTRUST	8001	\$	582,879.04	\$ 703,694.66
Guaranty Bank CD	1331	\$	249,613.22	\$ 249,613.22
Total Investments		\$	832,492.26	\$ 953,307.88
Total Savings and Investments		\$	1,323,713.77	\$ 1,690,272.88

Operating Reserves	MPO	VanGo	Capital Reserve	VanGo	FTA Funds	VanGo	Other	VanGo	Total
\$ 245,743.49							\$		\$ 245,743.49
		\$ 192,518.21			\$		\$ 53,414.51		\$ 245,932.72
		\$ 237,604.79		\$ 7,684.00					\$ 245,288.79
\$ 245,743.49	\$ 430,123.00	\$	-	\$ 7,684.00	\$	53,414.51	\$	\$	736,965.00
Investments									
\$ 120,815.62			\$	80,123.00		\$	502,756.04		\$ 703,694.66
						\$	249,613.22		\$ 249,613.22
\$ 120,815.62	\$ -	\$	80,123.00	\$ -	\$	752,369.26	\$	\$	953,307.88
\$ 366,559.11	\$ 430,123.00	\$	80,123.00	\$ 7,684.00	\$	805,783.77	\$	\$	1,690,272.88